



VITL

COMMERCIAL SURFACES



COMMERCIAL CATALOG | Edition 4

CONTENTS

ACCRA	4
ADELAIDE	6
AEOLUS	8
ALEXANDRIA	10
ALLOY	12
AMICA White Marbles	14
AMICA Bold Marbles	16
ARTE	18
ASTICOU	20
ATRIUM	22
BASELINE Neutral	24
BASELINE Bright	26
BASELINE Mosaics	28
BENNINGTON	30
BETHANY FALLS	32
BLYTHE	34
BUSHWICK	36
CAMILLA	38
CASCADE	40
CORKTOWN	42
DOLCE	44
DRAMMEN	46
EARTHENWARE	48
ECHO	50
ELBA	52
EMEI	54
EVERETT	56
FAIRBANKS	58
FONTANA	60
FOUNDATION Mosaics	62
FOUNDATION Blends & Patterns	64
FRANKFURT	66
GALWAY Floor	68
GALWAY Wall	70

GEMSTONE	72
HAILSTORM	74
HAMPTON	76
HOMER	78
IBIZA	80
IRELAND	82
KARLSTAD	84
KAVALA	86
KERAMOS	88
LEMNOS	90
LOGAN	92
LOOMED	94
LOTUS	96
LULWORTH	98
LYRA	100
MALTA	102
MARCELLO	104
MIDTOWN	106
MIDWAY	108
MINKE	110
MODENA Neutral	112
MODENA Color	114
MONDO	116
MOOD	118
NORRIS	120
OPTIX Floor & Wall	122
OPTIX Wall	124
ORGANIC ROOTS	126
OUTPOST	128
PARKETTE	130
PENRHYN	132
PERSIA	134
PICCADILLY	136
PORTLAND	138

PRISM	140
PURITY	142
REIGN	144
REMINGTON	146
REMINGTON Brick	148
REN	150
RENAISSANCE	152
RESTORATION	154
RIFT	156
SCENIC	158
SERENITY	160
SKYLINE Neutral	162
SKYLINE Bright	164
SKYLINE Mosaics	166
SLASH	168
SONDER	170
SPOTLIGHT	172
SPOTLIGHT Gloss	174
STARLING	176
STUDIO	178
STUDIO Mosaics	180
STUDIO Blends	184
SWINDON	186
TALLULAH	188
TEMPO Neutrals	190
TEMPO Colors	192
THAMES	194
THIS OR THAT	196
TREMAINE	198
VELLUM	200
VIBES	202
VIVID	204
WATSON	206
WOVEN	208

WELCOME TO VITL SURFACES

Where curated design solutions, expert guidance, and a seamless process come together to create extraordinary results. Our approach is fresh, forward-thinking, and confidently built to help you bring your design vision to life with clarity and purpose.



At VITL, delivering the perfect surface solution isn't just our job, it's our passion. It's the details that bring your space to life. The defining element that transforms a project from functional to unforgettable. We offer a comprehensive range of products including tile, luxury vinyl tile (LVT), quartz, and a full range of setting materials, making VITL your single source for complete project solutions. From floor to wall to countertop, we bring design continuity, performance, and simplicity to every part of your project.

We don't simply distribute products, we curate them with commercial segments in mind. Our collections are hand-selected by our team of experts who understand what exceptional design requires and what commercial performance demands. Proven winners in both style and durability, every selection is chosen with intention for its quality, character, and ability to define a space.

As one of the leading surface distributors in the country, we partner with designers, specifiers, contractors, and project managers who are shaping the future of commercial design. Our knowledgeable team supports you at every stage from early concept to final installation offering expert guidance, design insight, and innovative tools that make sampling, sourcing, and ordering seamless.

VITL Surfaces offers a national reach with operational support from Artivo Surfaces, at a scale to deliver anywhere in the country on time and on budget. From boutique build-outs to national rollouts, we're your trusted partner for projects of every size.



ACCRA

FLOOR & WALL | COLOR-BODY PORCELAIN | CONCRETE LOOK



White | VTL ARWH



Light Gray | VTL ARLG



Medium Gray | VTL ARMG

SIZE	FINISH
24" x 24" x 7.94mm Rectified	Matte Light Polished
12" x 24" x 7.94mm Rectified	Matte Light Polished

MOSAICS & TRIM	FINISH
3" x 24" Bullnose Rectified	Matte
6" x 12" Cove Base	Matte
1" x 6" Cove Base Outcorner	Matte

TECHNICAL INFORMATION

	Made in USA
	Made in Mexico
	Stock Ready Ship
	V2 Slight Variation
	DCOF ≥ 0.42

PERFORMANCE CHARACTERISTICS

Breaking Strength	>275 lbs
Chemical Resistance	Resistant
DCOF	≥ 0.42
Deep Scratch Resistance	N/A
Frost Resistance	N/A
Mohs Hardness	8
Water Absorption	$\leq 0.5\%$
Certifications	N/A

TILE APPLICATION

AREA	WALL	FLOOR
Residential	•	•
Commercial	•	•
Heavy Commercial	•	
Exterior		

** Not defined by ANSI Standards

* Not all sizes/trims are available in all colors and finishes, scan QR code for product details.

COMMON SEGMENTS

Corporate	Education
Government	Retail

RECOMMENDED GROUT JOINT

Rectified	1/8"
Non-Rectified	3/16"




ACCRA | Medium Gray 24x24




ADELAIDE


FLOOR & WALL | GLAZED PORCELAIN & UNGLAZED THROUGH-BODY PORCELAIN | SOLID LOOK




White | VTL ADWH



White | 2x2
VTL ADWH MOS22N




Cream | VTL ADCR



Cream | 2x2
VTL ADCR MOS22N



Light Gray | VTL ADLG



Light Gray | 2x2
VTL ADLG MOS22N



Dark Gray | VTL ADDG



Dark Gray | 2x2
VTL ADDG MOS22N



Black | VTL ADBL



Black | 2x2
VTL ADBL MOS22N

SIZE	FINISH
24" x 48" x 9.5mm Rectified Glazed	Matte Polished
24" x 24" x 9mm Rectified Glazed	Matte Polished
24" x 24" x 9mm Rectified Unglazed	Matte
24" x 24" x 8.5mm Rectified Glazed	Polished
12" x 24" x 9mm Rectified Glazed	Matte Polished
12" x 24" x 9mm Rectified Unglazed	Matte
12" x 24" x 8.5mm Rectified Glazed	Polished
12" x 12" x 9mm Rectified Unglazed	Matte
12" x 12" x 8.5mm Rectified Glazed	Polished

NOTE: Glazed Porcelain is available in White only

MOSAICS & TRIM	FINISH
2" x 2" Mosaic	Matte
3" x 24" Bullnose	Matte Polished

TECHNICAL INFORMATION

- Made in India
- Ready Ship
- V1 Uniform Appearance
- DCOF ≥ 0.42

PERFORMANCE CHARACTERISTICS

Finish	Matte	Polished
Breaking Strength	≥ 2200	≥ 2000
Chemical Resistance	N/A	N/A
DCOF	≥ 0.42	< 0.42
Deep Scratch Resistance	136	135
Frost Resistance	Resistant	Resistant
Mohs Hardness	6 - 9	6 - 9
Water Absorption	N/A	N/A
Certifications	N/A	N/A

TILE APPLICATION

AREA	WALL	FLOOR
Residential	•	•
Commercial	•	•
Heavy Commercial	•	
Exterior		

** Not defined by ANSI Standards

COMMON SEGMENTS

Corporate	Education	Healthcare
Retail	Senior Living	

RECOMMENDED GROUT JOINT

Rectified	1/8"
Non-Rectified	3/16"

*Not all sizes/trims are available in all colors and finishes, scan QR code for product details.




ADELAIDE | Black and White 12x12, Black 2x2 Mosaic and White 12x24



AEOLUS

FLOOR & WALL | EXTERIOR WALL | COLOR-BODY PORCELAIN | LIMESTONE LOOK



White | VTL ALWH

White | 2x2
VTL ALWH MOS22

Beige Mix | Arabesque
VTL ALBM ARABESQ

Beige Mix | Leaf
VTL ALBM LEAF

Beige Mix | Wave
VTL ALBM WAVE

Beige | VTL ALBG

Beige | 2x2
VTL ALBG MOS22

Light Gray | VTL ALLG

Light Gray | 2x2
VTL ALLG MOS22

Gray Mix | Arabesque
VTL ALGM ARABESQ

Gray Mix | Leaf
VTL ALGM LEAF

Gray Mix | Wave
VTL ALGM WAVE

Dark Gray | VTL ALDG

Dark Gray | 2x2
VTL ALDG MOS22

TECHNICAL INFORMATION

	Made in USA
	Ready Ship
	DCOF ≥ 0.42
	Greenguard

PERFORMANCE CHARACTERISTICS

Breaking Strength	$\geq 300 - \geq 400$ lbf
Chemical Resistance	Resistant
DCOF	≥ 0.42
Deep Scratch Resistance	N/A
Frost Resistance	Resistant
Mohs Hardness	N/A
Water Absorption	$\leq 0.4\%$
Certifications	Greenguard

TILE APPLICATION

AREA	WALL	FLOOR
Residential	•	•
Commercial	•	•
Heavy Commercial	•	
Exterior	•	

** Not defined by ANSI Standards

COMMON SEGMENTS

Healthcare	Multi-Family	Residential
Retail	Senior Living	

RECOMMENDED GROUT JOINT

Rectified	1/8"
Non-Rectified	3/16"

* Not all sizes/trims are available in all colors and finishes, scan QR code for product details.






ALEXANDRIA

FLOOR & WALL | EXTERIOR WALL | GLAZED COLOR-BODY PORCELAIN | MARBLE LOOK



White | VTL AXWH



White | 2x2
VTL AXWH MOS22M/P




White | 3x6 Brick
VTL AXWH BRICKM/P



Ivory | VTL AXIV



Ivory | 2x2
VTL AXIV MOS22M/P



Ivory | 3x6 Brick
VTL AXIV BRICKM/P



Beige | VTL AXBE



Beige | 2x2
VTL AXBE MOS22M/P



Beige | 3x6 Brick
VTL AXBE BRICKM/P




Light Gray | VTL AXLG



Light Gray | 2x2
VTL AXLG MOS22M/P



Light Gray | 3x6 Brick
VTL AXLG BRICKM/P



Dark Gray | VTL AXDG



Dark Gray | 2x2
VTL AXDG MOS22M/P



Dark Gray | 3x6 Brick
VTL AXDG BRICKM/P

SIZE	FINISH
24" x 48" x 8mm Rectified	Matte Polished
24" x 24" x 8mm Rectified	Matte Polished
12" x 24" x 8mm Rectified	Matte Polished

MOSAICS & TRIM	FINISH
3" x 6" Brick Mosaic Rectified	Matte Polished
2" x 2" Mosaic Rectified	Matte Polished
3" x 24" Bullnose Rectified	Matte Polished

ALEXANDRIA | White 12x24

TECHNICAL INFORMATION

	Made in USA
	Ready Ship
	V3 Moderate Variation
	DCOF ≥ 0.42
	Greenguard Bureau Veritas NSF EPD

PERFORMANCE CHARACTERISTICS

Finish	Matte	Polished
Breaking Strength	$\geq 275\text{lb}$	$\geq 400\text{lb}/\text{ft}^2$
Chemical Resistance	Resistant	Resistant
DCOF	≥ 0.42	> 0.42
Deep Scratch Resistance	N/A	N/A
Frost Resistance	Resistant	Resistant
Mohs Hardness	N/A	N/A
Water Absorption	$\leq 0.5\%$	$\leq 0.4\%$
Certifications	Greenguard Bureau Veritas NSF EPD	

TILE APPLICATION

AREA	WALL	FLOOR
Residential	•	•
Commercial	•	•
Heavy Commercial	•	
Exterior	•	

** Not defined by ANSI Standards

RECOMMENDED GROUT JOINT

Rectified | 1/8" Non-Rectified | 3/16"

COMMON SEGMENTS

Corporate	Multi-Family
Religious	Residential

* Not all sizes/trims are available in all colors and finishes, scan QR code for product details.






ALLOY | Beige 12x24 and White Peacock Mosaic

ALLOY

FLOOR & WALL | GLAZED COLOR-BODY PORCELAIN | METAL LOOK



White | VTL AYWH




White | 2x2
VTL AYWH MOS22



White | Peacock
VTL AYWH PEACOCK



Beige | VTL AYBE




Beige | 2x2
VTL AYBE MOS22



Beige | Peacock
VTL AYBE PEACOCK



Taupe | VTL AYTA




Taupe | 2x2
VTL AYTA MOS22



Taupe | Peacock
VTL AYTA PEACOCK



Black | VTL AYBK



Black | 2x2
VTL AYBK MOS22



Black | Peacock
VTL AYBK PEACOCK

SIZE FINISH

24" x 48" x 9mm Rectified	Matte
12" x 24" x 9mm	Matte

MOSAICS & TRIM FINISH

12" x 13" Peacock Mosaic	Matte
2" x 2" Mosaic	Matte
3" x 24" Bullnose	Matte
6" x 12" Covebase	Matte

TECHNICAL INFORMATION

	Made in USA
	Stock Ready Ship
	V2 Slight Variation
	DCOF ≥0.42

PERFORMANCE CHARACTERISTICS

Breaking Strength	≥350 lbf
Chemical Resistance	Unaffected
DCOF	> 0.42
Deep Scratch Resistance	N/A
Frost Resistance	Resistant
Mohs Hardness	N/A
Water Absorption	≤ 0.5%
Certifications	N/A

TILE APPLICATION

AREA	WALL	FLOOR
Residential	•	•
Commercial	•	•
Heavy Commercial	•	
Exterior		

** Not defined by ANSI Standards

* Not all sizes/trims are available in all colors and finishes, scan QR code for product details.

COMMON SEGMENTS

Corporate	Healthcare	Hospitality
Restaurant	Senior Living	





































RECOMMENDED GROUT JOINT

Rectified	1/8"
Non-Rectified	3/16"



AMICA | White Marbles

FLOOR & WALL | EXTERIOR WALL | GLAZED PORCELAIN | MARBLE LOOK

					
Venatino VTL AMVE	Venatino 6" Hex VTL AMVE HEX6HN/PN	Venatino 2x2 VTL AMVE MOS22HN/PN	Venatino 2" Hex VTL AMVE HEX2HN/PN	Venatino Helix VTL AMVE HELIXP	Venatino Apex VTL AMVE APEXH
					
Arabescato VTL AMAB	Arabescato 6" Hex VTL AMAB HEX6HN/PN	Arabescato 2x2 VTL AMAB MOS22HN/PN	Arabescato 2" Hex VTL AMAB HEX2HN/PN	Arabescato Helix VTL AMAB HELIXP	Arabescato Apex VTL AMAB APEXH
					
Statuario VTL AMST	Statuario 6" Hex VTL AMST HEX6HN/PN	Statuario 2x2 VTL AMST MOS22HN/PN	Statuario 2" Hex VTL AMST HEX2HN/PN	Statuario Helix VTL AMST HELIXP	Statuario Apex VTL AMST APEXH
					
Carrara VTL AMCR	Carrara 6" Hex VTL AMCR HEX6HN/PN	Carrara 2x2 VTL AMCR MOS22HN/PN	Carrara 2" Hex VTL AMCR HEX2HN/PN	Carrara Helix VTL AMCR HELIXP	Carrara Apex VTL AMCR APEXH
					
Calacatta VTL AMCL	Calacatta 6" Hex VTL AMCL HEX6HN/PN	Calacatta 2x2 VTL AMCL MOS22HN/PN	Calacatta 2" Hex VTL AMCL HEX2HN/PN	Calacatta Helix VTL AMCL HELIXP	Calacatta Apex VTL AMCL APEXH
					
Ardesia VTL AMAD	Ardesia 6" Hex VTL AMAD HEX6HN/PN	Ardesia 2x2 VTL AMAD MOS22HN/PN	Ardesia 2" Hex VTL AMAD HEX2HN/PN	Ardesia Helix VTL AMAD HELIXP	Ardesia Apex VTL AMAD APEXH








AMICA | Calacatta 24x24 & Helix Mosaic

SIZE	FINISH
32" x 32" x 11.5mm Rectified	Honed Polished
24" x 48" x 9mm Rectified	Honed Polished
24" x 24" x 9.3mm Rectified	Honed Polished
12" x 24" x 8.7mm Rectified	Honed Polished
10" x 12" x 8.4mm Hexagon	Honed Polished
4" x 12" x 8.4mm Rectified	Honed Polished

MOSAICS & TRIM	FINISH
12" x 13" Helix Mosaic	Polished
8" x 8" Apex Mosaic	Honed
6" Hexagon Mosaic	Honed Polished
2" x 2" Mosaic	Honed
2" x 2" Hexagon Mosaic	Honed Polished
3" x 12" Bullnose	Honed Polished

TECHNICAL INFORMATION

-  Made in Turkey
-  Stock | Ready Ship
-  V2 Slight Variation
-  DCOF ≥ 0.50 (Honed only)
-  Greenguard

PERFORMANCE CHARACTERISTICS

	Honed	Polished
Finish	Honed	Polished
Breaking Strength	> 1600N	> 1600N
Chemical Resistance	N/A	Class A
DCOF	≥0.50	N/A
Deep Scratch Resistance	N/A	N/A
Frost Resistance	Resistant	Resistant
Mohs Hardness	5	5
Water Absorption	≤ 0.5%	≤ 0.5%
Certifications	Greenguard	Greenguard

TILE APPLICATION

AREA	WALL	FLOOR
Residential	•	•
Commercial	•	•
Heavy Commercial	•	
Exterior	•	

** Not defined by ANSI Standards

COMMON SEGMENTS

Corporate	Education
Multi-Family	Residential

RECOMMENDED GROUT JOINT

Rectified	1/8"
Non-Rectified	3/16"

* Not all sizes/trims are available in all colors and finishes, scan QR code for product details.





AMICA | Bold Marbles

FLOOR & WALL | EXTERIOR WALL | GLAZED PORCELAIN | MARBLE LOOK



Onyx | VTL AMON



Onyx | 6" Hex
VTL AMON HEX6HN/PN



Onyx | 2x2
VTL AMON MOS22HN/PN



Onyx | 2" Hex
VTL AMON HEX2HN/PN



Travertino | VTL AMTR




Travertino | 6" Hex
VTL AMTR HEX6HN/PN



Travertino | 2x2
VTL AMTR MOS22HN/PN




Travertino | 2" Hex
VTL AMTR HEX2HN/PN



Marquina | VTL AMMA



Marquina | 6" Hex
VTL AMMA HEX6HN/PN



Marquina | 2x2
VTL AMMA MOS22HN/PN



Marquina | 2" Hex
VTL AMMA HEX2HN/PN

SIZE	FINISH
32" x 32" x 11.5mm Rectified	Honed Polished
24" x 48" x 9mm Rectified	Honed Polished
24" x 24" x 9.3mm Rectified	Honed Polished
12" x 24" x 8.7mm Rectified	Honed Polished
10" x 12" x 8.4mm Hexagon	Honed Polished
4" x 12" x 8.4mm Rectified	Honed Polished

MOSAICS & TRIM	FINISH
12" x 13" Helix Mosaic	Polished
8" x 8" Apex Mosaic	Honed
6" Hexagon Mosaic	Honed Polished
2" x 2" Mosaic	Honed
2" x 2" Hexagon Mosaic	Honed Polished
3" x 12" Bullnose	Honed Polished

TECHNICAL INFORMATION

	Made in Turkey
	Stock Ready Ship
	V2 Slight Variation
	DCOF ≥ 0.50 (Honed only)
	Greenguard

PERFORMANCE CHARACTERISTICS

Finish	Honed	Polished
Breaking Strength	> 1600N	> 1600N
Chemical Resistance	N/A	Class A
DCOF	≥0.50	N/A
Deep Scratch Resistance	N/A	N/A
Frost Resistance	Resistant	Resistant
Mohs Hardness	5	5
Water Absorption	≤ 0.5%	≤ 0.5%
Certifications	Greenguard	Greenguard

TILE APPLICATION

AREA	WALL	FLOOR
Residential	•	•
Commercial	•	•
Heavy Commercial	•	
Exterior	•	

** Not defined by ANSI Standards

COMMON SEGMENTS

Corporate	Education
Multi-Family	Residential

RECOMMENDED GROUT JOINT

Rectified	1/8"
Non-Rectified	3/16"

* Not all sizes/trims are available in all colors and finishes, scan QR code for product details.


















ARTE | Gray 12x24

ARTE

FLOOR & WALL | EXTERIOR WALL | GLAZED COLOR-BODY PORCELAIN | METAL LOOK

 Gray VTL AEGR	 Gray 2x2 VTL AEGR MOS22R	 Gray 9x10 Hex VTL AEGR HEXAGON	 Dark Gray VTL AEDG	 Dark Gray 2x2 VTL AEDG MOS22R
 Light Brown VTL AELB	 Light Brown 2x2 VTL AELB MOS22R	 Light Brown 9x10 Hex VTL AELB HEXAGON	 Brown VTL AEBR	 Brown 2x2 VTL AEBR MOS22R
 White VTL AEWH	 White 2x2 VTL AEWH MOS22R	 White 9x10 Hex VTL AEWH HEXAGON		

SIZE	FINISH
24" x 24" x 9mm Rectified	Matte
12" x 24" x 9mm Rectified	Matte
9" x 10" x 9mm Hexagon	Matte

MOSAICS & TRIM	FINISH
2" x 2" Mosaic Rectified	Matte
3" x 24" Bullnose Rectified	Matte
6" x 12" Cove Base Rectified	Matte

TECHNICAL INFORMATION

-  Made in USA
-  Stock | Ready Ship
-  V1 Uniform Appearance
-  DCOF ≥0.42
-  VOC Free | Green Squared

PERFORMANCE CHARACTERISTICS

Breaking Strength	≥250 lbf
Chemical Resistance	Resistant
DCOF	≥ 0.42
Deep Scratch Resistance	N/A
Frost Resistance	Resistant
Mohs Hardness	N/A
Water Absorption	≤ 0.5%
Certifications	VOC Free Green Squared

TILE APPLICATION

AREA	WALL	FLOOR
Residential	•	•
Commercial	•	•
Heavy Commercial	•	
Exterior	•	

** Not defined by ANSI Standards

* Not all sizes/trims are available in all colors and finishes, scan QR code for product details.

COMMON SEGMENTS

Corporate	Education
Government	Retail

RECOMMENDED GROUT JOINT

Rectified	1/8"
Non-Rectified	3/16"





ASTICOU | Birch 8x48







ASTICOU

FLOOR & WALL | EXTERIOR WALL | GLAZED COLOR-BODY PORCELAIN | WOOD LOOK

 Oak VTL ASOA	 Oak Herringbone VTL ASOA HERRING	 Birch VTL ASBI	 Birch Herringbone VTL ASBI HERRING
 Ash VTL ASAS	 Ash Herringbone VTL ASAS HERRING	 Teak VTL ASTE	 Teak Herringbone VTL ASTE HERRING
 Walnut VTL ASWA	 Walnut Herringbone VTL ASWA HERRING		
 Ash & Oak Cassetone VTL ASAO 2424DECO	 Birch & Teak Cassetone VTL ASBT 2424DECO	 Birch, Teak & Walnut Cassetone VTL ASBW 2424DECO	 Teak & Walnut Cassetone VTL ASTW 2424DECO

SIZE	FINISH
12" x 48" x 20mm Outdoor Rectified	Matte
8" x 48" x 8mm Rectified	Matte
6" x 36" x 10mm Rectified	Matte

MOSAICS & TRIM	FINISH
12" x 15" Herringbone Mosaic Rectified	Matte
24" x 24" Cassetone Decor Rectified	Matte

TECHNICAL INFORMATION	
	Made in USA
	Ready Ship
	V3 Moderate Variation
	V4 Substantial Variation
	DCOF ≥0.42
	Greenguard Bureau Veritas NSF EPD

PERFORMANCE CHARACTERISTICS	
Breaking Strength	≥ 400 lb/ft ²
Chemical Resistance	Resistant
DCOF	≥ 0.42
Deep Scratch Resistance	N/A
Frost Resistance	Resistant
Mohs Hardness	N/A
Water Absorption	≤ 0.5%
Certifications	Greenguard Bureau Veritas NSF EPD

TILE APPLICATION	WALL	FLOOR
Residential	•	•
Commercial	•	•
Heavy Commercial	•	
Exterior	•	

** Not defined by ANSI Standards

COMMON SEGMENTS	
Government	Hospitality
Multi-Family	Restaurant

RECOMMENDED GROUT JOINT	
Rectified	1/8"
Non-Rectified	3/16"

* Not all sizes/trims are available in all colors and finishes, scan QR code for product details.






ATRIUM


FLOOR & WALL | COLOR-BODY PORCELAIN | CONCRETE LOOK



White | VTL ATWH



Beige | VTL ATBE




Light Gray | VTL ATLI



Medium Gray | VTL ATME



Dark Gray | VTL ATDA



Taupe | VTL ATTA

SIZE	FINISH
24" x 24" x 9.53mm Rectified	Matte Polished
24" x 24" x 9.53mm Textured Rectified	Bush-Hammered
12" x 24" x 7.94mm Rectified	Matte Polished

MOSAICS & TRIM	FINISH
4" x 24" Bullnose Rectified	Matte Polished

TECHNICAL INFORMATION

- Made in Brazil
- Ready Ship
- V2 Slight Variation
- DCOF ≥ 0.42

PERFORMANCE CHARACTERISTICS

Finish	Matte	Polished
Breaking Strength	>275 lbs	>275 lbs
Chemical Resistance	Resistant	Resistant
DCOF	≥ 0.42	N/A
Deep Scratch Resistance	N/A	N/A
Frost Resistance	N/A	N/A
Mohs Hardness	6	5
Water Absorption	< 0.5	< 0.5
Certifications	N/A	N/A

TILE APPLICATION

AREA	WALL	FLOOR
Residential	•	•
Commercial	•	•
Heavy Commercial	•	
Exterior		

** Not defined by ANSI Standards

* Not all sizes/trims are available in all colors and finishes, scan QR code for product details.

COMMON SEGMENTS

Corporate	Education
Multi-Family	Residential

RECOMMENDED GROUT JOINT

Rectified	1/8"
Non-Rectified	3/16"






BASELINE | Ivory Gloss 2x8

BASELINE | Neutral

WALL | GLAZED CERAMIC | SOLID LOOK



SIZE*	FINISH
8" x 24" x 9.3mm	Gloss Matte
6" x 6" x 7.9mm	Gloss Matte
4" x 16" x 9.3mm	Gloss Matte
4" x 12" x 7.9mm	Gloss Matte
4" x 4" x 7.9mm	Gloss Matte
3" x 6" x 7.9mm	Gloss Matte
2" x 8" x 7.9mm	Gloss Matte

MOSAICS & TRIM*	FINISH
6" x 6" Sanitary Cove Base	Gloss Matte
6" x 6" Sanitary Cove Base Corner Left Right	Gloss Matte
6" x 6" Flat Top Cove Base	Gloss Matte
6" x 6" Flat Top Cove Base Corner Left Right	Gloss Matte
4" x 6" Sanitary Cove Base	Gloss Matte
4" x 6" Sanitary Cove Base Corner Left Right	Gloss Matte
4" x 4" Surface Bullnose	Gloss Matte
4" x 4" Bullnose Corner	Gloss Matte
4" x 4" Flat Top Cove Base	Gloss Matte
4" x 4" Flat Top Cove Base Corner Left Right	Gloss Matte
3" x 6" Flat Top Cove Base	Gloss Matte
3" x 6" Surface Bullnose (6" Glazed Edge)	Gloss Matte
3" x 6" Flat Top Cove Base Corner Left Right	Gloss Matte
2" x 6" Radius Bullnose	Gloss Matte
2" x 6" Surface Bullnose (6" Glazed Edge)	Gloss Matte
2" x 2" Radius Bullnose Corner	Gloss Matte
2" x 2" Surface Bullnose Corner	Gloss Matte
1/2" x 12" Jolly	Gloss Matte
3/4" x 6" Quarter Round	Gloss Matte
1" x 6" Quarter Round Corner	Gloss Matte

TECHNICAL INFORMATION

- Made in Mexico
- Stock | Ready Ship
- V1 Uniform Appearance

PERFORMANCE CHARACTERISTICS

Breaking Strength	120-230 lbs
Chemical Resistance	Resistant
DCOF	N/A
Deep Scratch Resistance	N/A
Frost Resistance	N/A
Mohs Hardness	4-6
Water Absorption	<20.0
Certifications	N/A

TILE APPLICATION

AREA	WALL	FLOOR
Residential	•	
Commercial	•	
Heavy Commercial	•	
Exterior		

** Not defined by ANSI Standards

* Not all sizes/trims are available in all colors and finishes, scan QR code for product details.

COMMON SEGMENTS

- Corporate
- Education
- Healthcare
- Hospitality
- Multi-Family

RECOMMENDED GROUT JOINT

Rectified	1/8"
Non-Rectified	3/16"





BASELINE | Bright

WALL | GLAZED CERAMIC | SOLID LOOK



SIZE*	FINISH
8" x 24" x 9.3mm	Gloss Matte
4" x 16" x 9.3mm	Gloss Matte
4" x 12" x 7.9mm	Gloss Matte
4" x 4" x 7.9mm	Gloss Matte
3" x 6" x 7.9mm	Gloss Matte
2" x 8" x 7.9mm	Gloss Matte

MOSAICS & TRIM	FINISH
1/2" x 12" Jolly	Gloss Matte

TECHNICAL INFORMATION

- Made in Mexico
- Stock | Ready Ship
- V1 Uniform Appearance

PERFORMANCE CHARACTERISTICS

Breaking Strength	120-230 lbs
Chemical Resistance	Resistant
DCOF	N/A
Deep Scratch Resistance	N/A
Frost Resistance	N/A
Mohs Hardness	4-6
Water Absorption	<20.0
Certifications	N/A

TILE APPLICATION

AREA	WALL	FLOOR
Residential	•	
Commercial	•	
Heavy Commercial	•	
Exterior		

** Not defined by ANSI Standards

COMMON SEGMENTS

Corporate	Education	Healthcare
Hospitality	Multi-Family	

RECOMMENDED GROUT JOINT

Rectified	1/8"
Non-Rectified	3/16"


* Not all sizes/trims are available in all colors and finishes, scan QR code for product details.



BASELINE | Ice Gloss and Azure Gloss 3x6

BASELINE | Mosaics

FLOOR & WALL | GLAZED CERAMIC | SOLID LOOK



BASELINE | Bianco/Black 1.5\"/>

SIZE*	FINISH
2" x 3" x 6.35mm Diamond Mosaic	Gloss Matte
2" x 3" x 6.35mm Geo Mosaic	Matte
2" x 2" x 6.35mm Mosaic	Gloss Matte
1.5" x 1.5" x 6.35mm Hexagon Mosaic	Gloss Matte
1" x 3" x 6.35mm Basketweave Mosaic	Matte
11" x 14" x 6.35mm Penny Round Mosaic	Gloss Matte

MOSAICS & TRIM	FINISH
1/2" x 12" Jolly	Gloss Matte

TECHNICAL INFORMATION

- Made in Mexico
- Stock | Ready Ship
- DCOF ≥0.42 (Matte only)
- V1 Uniform Appearance

PERFORMANCE CHARACTERISTICS

	Gloss	Matte
Finish	Gloss	Matte
Breaking Strength	>250 lbs	>250 lbs
Chemical Resistance	Resistant	Resistant
DCOF	N/A	> 0.42
Deep Scratch Resistance	N/A	N/A
Frost Resistance	N/A	N/A
Mohs Hardness	4 - 6	8
Water Absorption	<3.0%	<3.0%
Certifications	N/A	N/A

TILE APPLICATION

AREA	WALL	FLOOR
Residential	•	•
Commercial	•	•
Heavy Commercial	•	
Exterior		

** Not defined by ANSI Standards

COMMON SEGMENTS

Corporate	Education	Healthcare
Hospitality	Multi-Family	

RECOMMENDED GROUT JOINT

Rectified	1/8"
Non-Rectified	3/16"

* Not all sizes/trims are available in all colors and finishes, scan QR code for product details.





BENNINGTON

FLOOR & WALL | PORCELAIN | SLATE LOOK




Gray | VTL BNGY



Gray | 2x2
VTL BNGY MOS22




Black | VTL BNBK



Black | 2x2
VTL BNBK MOS22



Bronze | VTL BNBZ



Bronze | 2x2
VTL BNBZ MOS22

SIZE FINISH

12" x 24" x 8.2mm Rectified

Matte

MOSAICS & TRIM

FINISH

2" x 2" Mosaic

Matte

4" x 12" Bullnose

Matte

3" x 12" Bullnose Rectified

Matte

TECHNICAL INFORMATION



Made in USA



Stock



V3 Moderate Variation



DCOF ≥0.42

PERFORMANCE CHARACTERISTICS

Breaking Strength ≥ 325lbs

Chemical Resistance Class A

DCOF ≥ 0.42

Deep Scratch Resistance N/A

Frost Resistance Resistant

Mohs Hardness N/A

Water Absorption ≤0.5%

Certifications N/A

TILE APPLICATION

AREA WALL FLOOR

Residential • •

Commercial • •

Heavy Commercial •

Exterior

** Not defined by ANSI Standards

COMMON SEGMENTS

Government Multi-Family

Residential Retail

RECOMMENDED GROUT JOINT

Rectified 1/8"

Non-Rectified 3/16"

*Not all sizes/trims are available in all colors and finishes, scan QR code for product details.



BENNINGTON | Black 12x24




BETHANY FALLS | Gray 24x48

BETHANY FALLS

FLOOR & WALL | GLAZED COLOR-BODY PORCELAIN | LIMESTONE LOOK



White | VTL BTWH



White | 2x2
VTL BTWH MOS22



White | Chevron
VTL BTWH CHEVRON



Gray | VTL BTGY



Gray | 2x2
VTL BTGY MOS22



Gray | Chevron
VTL BTGY CHEVRON



Beige | VTL BTBE




Beige | 2x2
VTL BTBE MOS22



Beige | Chevron
VTL BTBE CHEVRON



Taupe | VTL BTTA




Taupe | 2x2
VTL BTTA MOS22




Taupe | Chevron
VTL BTTA CHEVRON



Black | VTL BTBK



Black | 2x2
VTL BTBK MOS22



Black | Chevron
VTL BTBK CHEVRON

SIZE	FINISH
24" x 48" x 9.5mm Rectified	Matte Light Polished
24" x 24" x 9.5mm Rectified	Matte Light Polished
12" x 24" x 9.5mm Rectified	Matte Light Polished
12" x 24" x 9.5mm Textured Rect.	Bush-Hammered

MOSAICS & TRIM	FINISH
12" x 13" Chevron Mosaic Mixed	Mixed Finishes
2" x 2" Mosaic	Matte
3" x 24" Bullnose Rectified	Matte Light Polished
6" x 12" Cove Base	Matte
1" x 6" Cove Base Out Corner	Matte

TECHNICAL INFORMATION

	Made in USA
	Ready Ship
	V3 Moderate Variation
	DCOF Matte ≥ 0.42 DCOF Bush-Hammered ≥ 0.60

PERFORMANCE CHARACTERISTICS

Breaking Strength	> 275 lbs
Chemical Resistance	Resistant
DCOF	Light Polished N/A Matte ≥ 0.42 Bush-Hammered ≥ 0.60
Deep Scratch Resistance	N/A
Frost Resistance	Resistant
Mohs Hardness	7
Water Absorption	< 0.50%
Certifications	Green Squared

TILE APPLICATION

AREA	WALL	FLOOR
Residential	•	•
Commercial	•	•
Heavy Commercial	•	
Exterior		

** Not defined by ANSI Standards

* Not all sizes/trims are available in all colors and finishes, scan QR code for product details.

COMMON SEGMENTS

Corporate	Education	Government
Hospitality	Restaurant	

RECOMMENDED GROUT JOINT

Rectified	1/8"
Non-Rectified	3/16"






BLYTHE | Beige and Bronze 24x48 and Bronze 1x6 Mosaic

BLYTHE

FLOOR & WALL | EXTERIOR WALL | PORCELAIN | MARBLE LOOK




White | VTL BYWH



White | 2x4
VTL BYWH MOS24L

White | 1x6
VTL BYWH MOS16L



Gold | VTL BYGD



Gold | 2x4
VTL BYGD MOS24L

Gold | 1x6
VTL BYGD MOS16L




Beige | VTL BYBE




Beige | 2x4
VTL BYBE MOS24L

Beige | 1x6
VTL BYBE MOS16L



Light Gray | VTL BYLG




Light Gray | 2x4
VTL BYLG MOS24L

Light Gray | 1x6
VTL BYLG MOS16L




Bronze | VTL BYBZ




Bronze | 2x4
VTL BYBZ MOS24L

Bronze | 1x6
VTL BYBZ MOS16L



Black | VTL BYBK



Black | 2x4
VTL BYBK MOS24L

Black | 1x6
VTL BYBK MOS16L

TECHNICAL INFORMATION

	Made in USA
	Stock Ready Ship
	V3 Moderate Variation
	DCOF 0.50 - 0.60
	Green Squared

PERFORMANCE CHARACTERISTICS

Breaking Strength	> 450lbf
Chemical Resistance	Resistant
DCOF	0.50 - 0.60
Deep Scratch Resistance	N/A
Frost Resistance	Resistant
Mohs Hardness	7
Water Absorption	< 0.50%
Certifications	Green Squared

TILE APPLICATION

AREA	WALL	FLOOR
Residential	•	•
Commercial	•	•
Heavy Commercial	•	
Exterior	•	

** Not defined by ANSI Standards

* Not all sizes/trims are available in all colors and finishes, scan QR code for product details.

SIZE FINISH

24" x 48" x 10.5mm Leather Rectified	Matte
12" x 24" x 9.5mm Textured Exterior Rectified	Bush-Hammered
12" x 24" x 9.5mm Leather	Matte

MOSAICS & TRIM FINISH

2" x 4" Mosaic Leather	Matte
1" x 6" Mosaic Leather	Matte
4" x 24" Bullnose Leather	Matte
6" x 12" Cove Base Unpolished	Matte

COMMON SEGMENTS

Corporate	Hospitality	Religious
Restaurant	Retail	


RECOMMENDED GROUT JOINT

Rectified	1/8"
Non-Rectified	3/16"



BUSHWICK

FLOOR & WALL | EXTERIOR WALL | PORCELAIN | CONCRETE LOOK



TECHNICAL INFORMATION

- Made in Italy
- Import
- V2 Slight Variation
- DCOF ≥ 0.42

PERFORMANCE CHARACTERISTICS

Finish	Bush-Hammered	Matte	Satin Semi-Matte
Breaking Strength	1350 N	2200 N	2200 N
Chemical Resistance	UA-ULA-UHA	UA-ULA-UHA	UA-ULA-ULB-UHA-UHB
DCOF	> 0.42	> 0.42	> 0.42
Deep Scratch Resistance	140mm ³	140mm ³	140mm ³
Frost Resistance	Resistant	Resistant	Resistant
Mohs Hardness	N/A	N/A	N/A
Water Absorption	0.0008	0.0008	0.0008
Certifications	N/A	N/A	N/A

TILE APPLICATION

AREA	WALL	FLOOR
Residential	•	•
Commercial	•	•
Heavy Commercial	•	•
Exterior	•	

** Not defined by ANSI Standards

COMMON SEGMENTS

- Healthcare
- Senior Living

SIZE

64" x 128" x 6mm Slab Rectified	Matte
64" x 64" x 6mm Slab Rectified	Matte
48" x 112" x 6mm Slab Rectified	Matte
48" x 96" x 6mm Slab Rectified	Matte
48" x 96" x 6mm Slab R+PTV Rect.	Bush-Hammered
48" x 48" 6mm Slab Rectified	Matte
48" x 48" x 6mm Slab R+PTV Rect.	Bush-Hammered
32" x 32" x 6mm Rectified	Matte
32" x 32" x 9mm Rectified	Matte Satin/Semi-Matte
24" x 48" x 6mm Rectified	Matte
24" x 48" x 9mm Rectified	Matte Satin/Semi-Matte
24" x 24" x 20mm Rectified	Bush-Hammered
24" x 24" x 9mm Rectified	Matte Satin/Semi-Matte
12" x 24" x 9mm Rectified	Bush-Hammered
12" x 24" x 9mm Rectified	Matte Satin/Semi-Matte

MOSAICS & TRIM

MOSAICS & TRIM	FINISH
3" x 6" Mosaic	Matte
3" x 3" Mosaic	Matte
1" x 1" Mosaic	Matte
1/2" x 1" Mosaic	Matte
12" x 12" Decoro A	Satin/Semi-Matte
12" x 12" Decoro B	Satin/Semi-Matte
6" x 24" Listello Mix 3D	Satin/Semi-Matte
2" x 32" Bullnose	Matte
2" x 24" Bullnose	Matte Satin/Semi-Matte
13" x 47" Gradino	Matte Satin/Semi-Matte
13" x 47" Angolo Gradino	Matte Satin/Semi-Matte
13" x 47" Angolo Gradino Left Right	Matte Satin/Semi-Matte
12" x 12" Decoro A & B Soft Rectified	Satin/Semi-Matte
6" x 24" Elemento Elle	Bush-Hammered
6" x 24" Listello Mix 3D Deco Soft	Satin/Semi-Matte

RECOMMENDED GROUT JOINT

Rectified 1/8"	Non-Rectified 3/16"
------------------	-----------------------

* Not all sizes/trims are available in all colors and finishes, scan QR code for product details.





CAMILLA | White 12x24

CAMILLA

FLOOR & WALL | EXTERIOR WALL | GLAZED COLOR-BODY PORCELAIN | MARBLE LOOK



White | VTL CAWH



White | 3x3 Hexagon
VTL CAWH HEX

White | Listello
VTL CAWH LIST312P



Beige | VTL CABB



Beige | 3x3 Hexagon
VTL CABB HEX

Beige | Listello
VTL CABB LIST312P



Brown | VTL CABR



Brown | 3x3 Hexagon
VTL CABR HEX

Brown | Listello
VTL CABR LIST312P




Grey | VTL CAGR




Grey | 3x3 Hexagon
VTL CAGR HEX

Grey | Listello
VTL CAGR LIST312P



Black | VTL CABL



Black | 3x3 Hexagon
VTL CABL HEX

Black | Listello
VTL CABL LIST312P

SIZE	FINISH
24" x 48" x 8mm Rectified	Matte Polished
24" x 24" x 8mm Rectified	Matte Polished
12" x 24" x 8mm Rectified	Matte Polished
12" x 12" x 8mm Rectified	Matte Polished

MOSAICS & TRIM	FINISH
3" x 3" Hexagon Mosaic Rectified	Matte Polished
3" x 12" Listello Rectified	Polished
3" x 12" Bullnose Rectified	Matte Polished

TECHNICAL INFORMATION

	Made in USA
	Stock Ready Ship
	V3 Moderate Variation
	DCOF ≥0.42
	Greenguard Bureau Veritas NSF EPD

PERFORMANCE CHARACTERISTICS

Breaking Strength	≥400 lb/ft ²
Chemical Resistance	Resistant
DCOF	≥0.42
Deep Scratch Resistance	N/A
Frost Resistance	Resistant
Mohs Hardness	≥ 7
Water Absorption	≤0.4%
Certifications	Greenguard Bureau Veritas NSF EPD

TILE APPLICATION

AREA	WALL	FLOOR
Residential	•	•
Commercial	•	•
Heavy Commercial	•	
Exterior	•	

** Not defined by ANSI Standards

COMMON SEGMENTS

Hospitality	Multi-Family
Residential	Restaurant

RECOMMENDED GROUT JOINT

Rectified	1/8"
Non-Rectified	3/16"


*Not all sizes/trims are available in all colors and finishes, scan QR code for product details.





CASCADE

FLOOR & WALL | EXTERIOR WALL | GLAZED COLOR-BODY PORCELAIN | TRAVERTINE LOOK



White | VTL CCWH

White | 2x2
VTL CCWH MOS22

White | 1x4 Herringbone
VTL CCWH HERRING

Beige | VTL CCBE

Beige | 2x2
VTL CCBE MOS22

Beige | 1x4 Herringbone
VTL CCBE HERRING

Taupe | VTL CCTA

Taupe | 2x2
VTL CCTA MOS22

Taupe | 1x4 Herringbone
VTL CCTA HERRING

Black | VTL CCBL

Black | 2x2
VTL CCBL MOS22

Black | 1x4 Herringbone
VTL CCBL HERRING

SIZE	FINISH
12" x 24" x 9mm Rectified	Matte
6" x 24" x 9mm Rectified	Matte

MOSAICS & TRIM	FINISH
2" x 2" Mosaic	Matte
1" x 4" Herringbone Mosaic	Matte
3" x 24" Bullnose Rectified	Matte
6" x 12" Covebase	Matte

TECHNICAL INFORMATION

 Made in USA
 Stock Ready Ship
 V2 Slight Variation
 DCOF ≥ 0.42

PERFORMANCE CHARACTERISTICS

Breaking Strength	≥ 400 lbs
Chemical Resistance	Resistant
DCOF	> 0.42
Deep Scratch Resistance	N/A
Frost Resistance	Resistant
Mohs Hardness	N/A
Water Absorption	$\leq 0.5\%$
Certifications	N/A

TILE APPLICATION

AREA	WALL	FLOOR
Residential	•	•
Commercial	•	•
Heavy Commercial	•	
Exterior	•	

** Not defined by ANSI Standards

COMMON SEGMENTS

Corporate	Education	Healthcare
Hospitality	Multi-Family	

RECOMMENDED GROUT JOINT

Rectified	1/8"
Non-Rectified	3/16"

* Not all sizes/trims are available in all colors and finishes, scan QR code for product details.





CORKTOWN | Red Mix 2x8

CORKTOWN


FLOOR & WALL | EXTERIOR WALL | GLAZED PORCELAIN | BRICK LOOK



Ivory | VTL CKIV



Brown | VTL CKBR



Red Mix | VTL CKRM



Gray | VTL CKGR



Dark Gray | VTL CKDG

SIZE FINISH





4" x 8" x 11.1mm

Matte

2" x 8" x 11.1mm

Matte

TECHNICAL INFORMATION

-  Made in Mexico
-  Ready Ship
-  V4 Substantial Variation
-  DCOF ≥ 0.42

PERFORMANCE CHARACTERISTICS

Breaking Strength	> 400 lbs
Chemical Resistance	Resistant
DCOF	> 0.42
Deep Scratch Resistance	N/A
Frost Resistance	Resistant
Mohs Hardness	N/A
Water Absorption	< 3%
Certifications	N/A

TILE APPLICATION

AREA	WALL	FLOOR
Residential	•	•
Commercial	•	•
Heavy Commercial	•	
Exterior	•	

** Not defined by ANSI Standards

* Not all sizes/trims are available in all colors and finishes, scan QR code for product details.

COMMON SEGMENTS

Corporate	Government	Multi-Family
Restaurant	Retail	

RECOMMENDED GROUT JOINT

Rectified	1/8"
Non-Rectified	3/16"





DOLCE | Matcha and Vanilla 5x10


DOLCE

WALL | GLAZED CERAMIC & GLAZED PORCELAIN | SOLID LOOK

GLAZED CERAMIC 5x10



GLAZED PORCELAIN 5x5



SIZE	FINISH
5" x 10" x 8.5mm Glazed Ceramic	Gloss Matte
5" x 5" x 8.5mm Glazed Porcelain	Gloss Matte

TECHNICAL INFORMATION

- Made in Spain
- Ready Ship

PERFORMANCE CHARACTERISTICS

	Ceramic	Porcelain
Finish	Ceramic	Porcelain
Breaking Strength	> 12 N/mm ²	35 N/mm ²
Chemical Resistance	GA-GHA	GA-GHA-GLB-GHB
DCOF	N/A	N/A
Deep Scratch Resistance	N/A	N/A
Frost Resistance	N/A	N/A
Mohs Hardness	N/A	N/A
Water Absorption	> 10%	≤0.5%
Certifications	N/A	N/A

TILE APPLICATION

AREA	WALL	FLOOR
Residential	•	
Commercial	•	
Heavy Commercial	•	
Exterior		

** Not defined by ANSI Standards

* Not all sizes/trims are available in all colors and finishes, scan QR code for product details.

COMMON SEGMENTS

Corporate	Hospitality	Multi-Family
Residential	Restaurant	

RECOMMENDED GROUT JOINT

Rectified	1/8"
Non-Rectified	3/16"





DRAMMEN

FLOOR & WALL | GLAZED COLOR-BODY PORCELAIN | SLATE LOOK




Light Gray | VTL DMLG



Light Gray | 6" Hex
VTL DMLG MOS6HEX




Light Gray | 2x2
VTL DMLG MOS22




Light Gray | 2" Hex
VTL DMLG MOS2HEX




Medium Gray | VTL DMMG



Medium Gray | 6" Hex
VTL DMMG MOS6HEX



Medium Gray | 2x2
VTL DMMG MOS22



Medium Gray | 2" Hex
VTL DMMG MOS2HEX




Dark Gray | VTL DMDG



Dark Gray | 6" Hex
VTL DMDG MOS6HEX



Dark Gray | 2x2
VTL DMDG MOS22



Dark Gray | 2" Hex
VTL DMDG MOS2HEX




Graphite | VTL DMGR



Graphite | 6" Hex
VTL DMGR MOS6HEX



Graphite | 2x2
VTL DMGR MOS22



Graphite | 2" Hex
VTL DMGR MOS2HEX

SIZE	FINISH
24" x 48" x 10.3mm Rectified	Matte
24" x 24" x 9.3mm Rectified	Matte
12" x 24" x 8.4mm Rectified	Matte

MOSAICS & TRIM	FINISH
6" x 6" Hex Mosaic	Matte
2" x 2" Mosaic	Matte
2" x 2" Hex Mosaic	Matte
3" x 24" Bullnose	Matte

TECHNICAL INFORMATION

	Made in Turkey
	Ready Ship
	V2 Slight Variation
	DCOF ≥ 0.42
	Greenguard

PERFORMANCE CHARACTERISTICS

Breaking Strength	>1600 - >1750
Chemical Resistance	N/A
DCOF	> 0.42
Deep Scratch Resistance	N/A
Frost Resistance	Resistant
Mohs Hardness	N/A
Water Absorption	N/A
Certifications	Greenguard

TILE APPLICATION

AREA	WALL	FLOOR
Residential	•	•
Commercial	•	•
Heavy Commercial	•	
Exterior	•	•

** Not defined by ANSI Standards

COMMON SEGMENTS

Automotive	Corporate
Government	Retail

RECOMMENDED GROUT JOINT

Rectified	1/8"
Non-Rectified	3/16"

* Not all sizes/trims are available in all colors and finishes, scan QR code for product details.



DRAMMEN | Medium Gray 24x24 and 6" Hexagon



EARTHENWARE

FLOOR & WALL | EXTERIOR WALL | PORCELAIN | LIMESTONE LOOK



Cirrus | VTL EWCI




Cirrus | 2x2
VTL EWCI MOS22



Cirrus | Split Hex
VTL EWCI SPLITHEX



Cumulus | VTL EWCU




Cumulus | 2x2
VTL EWCU MOS22



Cumulus | Split Hex
VTL EWCU SPLITHEX




Stratus | VTL EWST




Stratus | 2x2
VTL EWST MOS22




Stratus | Split Hex
VTL EWST SPLITHEX



Nimbus | VTL EWNI



Nimbus | 2x2
VTL EWNI MOS22



Nimbus | Split Hex
VTL EWNI SPLITHEX

SIZE FINISH

24" x 48" x 9mm Rectified

Matte

12" x 24" x 9mm

Matte

MOSAICS & TRIM FINISH

2" x 2" Mosaic

Matte

9" x 10" Split Hex Mosaic

Matte

3" x 24" Bullnose

Matte

6" x 12" Cove Base

Matte

TECHNICAL INFORMATION



Made in USA



Stock | Ready Ship



V3 Moderate Variation



DCOF ≥0.42



Greenguard | VOC Free | HPD | EPD

PERFORMANCE CHARACTERISTICS

Breaking Strength ≥350lbf

Chemical Resistance Resistant

DCOF ≥0.42

Deep Scratch Resistance N/A

Frost Resistance Resistant

Mohs Hardness N/A

Water Absorption ≤0.5%

Certifications Greenguard | VOC Free | HPD | EPD

TILE APPLICATION

AREA WALL FLOOR

Residential • •

Commercial • •

Heavy Commercial •

Exterior •

** Not defined by ANSI Standards

*Not all sizes/trims are available in all colors and finishes, scan QR code for product details.

COMMON SEGMENTS

Corporate Government Healthcare

Multi-Family Senior Living

RECOMMENDED GROUT JOINT

Rectified 1/8"

Non-Rectified 3/16"



EARTHENWARE | Cumulus 24x48



ECHO | Betula 8x48

ECHO

FLOOR & WALL | EXTERIOR WALL | COLOR-BODY PORCELAIN | WOOD LOOK

SIZE

8" x 48" x 8mm Rectified

FINISH

Matte



Helia | VTL EC HL



Drys | VTL EC DR



Betula | VTL EC BT



Pitys | VTL EC PT



Carya | VTL EC CR



Tectona | VTL EC TC

TECHNICAL INFORMATION



Made in USA



Ready Ship



DCOF ≥ 0.42



Carbon Neutral

PERFORMANCE CHARACTERISTICS

Breaking Strength ≥ 400 lbs

Chemical Resistance N/A

DCOF ≥ 0.42

Deep Scratch Resistance N/A

Frost Resistance Resistant

Mohs Hardness N/A

Water Absorption ≤ 0.4%

Certifications Carbon Neutral

TILE APPLICATION

AREA	WALL	FLOOR
Residential	•	•
Commercial	•	•
Heavy Commercial	•	
Exterior	•	

** Not defined by ANSI Standards

*Not all sizes/trims are available in all colors and finishes, scan QR code for product details.

COMMON SEGMENTS

Corporate Education

Multi-Family Retail

RECOMMENDED GROUT JOINT

Rectified 1/8"

Non-Rectified 3/16"





















ELBA | Beige 16x16

ELBA







FLOOR & WALL | EXTERIOR WALL | GLAZED COLOR-BODY PORCELAIN | TRAVERTINE LOOK

 White VTL EBWH	 White Herringbone VTL EBWH HERRING	 White 1x1 VTL EBWH MOS11	 White Ionia VTL EBWH IONIA
 Beige VTL EBBE	 Beige Herringbone VTL EBBE HERRING	 Beige 1x1 VTL EBBE MOS11	 Beige Ionia VTL EBBE IONIA
 Brown VTL EBBR	 Brown Herringbone VTL EBBR HERRING	 Brown 1x1 VTL EBBR MOS11	 Brown Ionia VTL EBBR IONIA
 Gray VTL EBGR	 Gray Herringbone VTL EBGR HERRING	 Gray 1x1 VTL EBGR MOS11	 Gray Ionia VTL EBGR IONIA

SIZE	FINISH
36" x 36" x 20mm Rectified	Bush-Hammered
24" x 24" x 10mm	Matte Bush-Hammered
24" x 24" x 10mm Rectified	Matte
18" x 36" x 20mm Rectified	Bush-Hammered
16" x 24" x 10mm	Matte Bush-Hammered
16" x 16" x 10mm	Matte Bush-Hammered
12" x 24" x 10mm Rectified	Matte
8" x 16" x 10mm	Matte Bush-Hammered
8" x 8" x 10mm	Matte Bush-Hammered

MOSAICS & TRIM	FINISH
12" x 22" Herringbone Mosaic	Matte
1" x 1" Mosaic	Matte
8" x 8" Ionia Decorative	Matte
2" x 24" Bullnose	Matte
2" x 24" Bullnose Rectified	Matte
13" x 36" Gradone Toro w. Drain Grip	Bush-Hammered
13" x 36" Gradone Step w. Drain Grip	Bush-Hammered
13" x 36" Elemento L Grip Rectified	Bush-Hammered
13" x 24" Step Tread	Matte Bush-Hammered
13" x 24" Step Tread Corner Left & Right	Matte Bush-Hammered
13" x 24" Step Tread Corner Left & Right Grip	Bush-Hammered
8" x 24" Elemento L	Bush-Hammered
8" x 24" Elemento L Corner Left & Right Grip	Bush-Hammered
2" x 24" Battiscala Left and Right	Matte

TECHNICAL INFORMATION

-  Made in Italy
-  Stock | Import
-  V3 Moderate Variation
-  V4 Substantial Variation
-  DCOF ≥0.42
-  LEED | EMAS

PERFORMANCE CHARACTERISTICS

Breaking Strength	>1300 N
Chemical Resistance	A LA-HA
DCOF	Grip: 0.86 Matte: 0.78
Deep Scratch Resistance	≤ 175 mm3
Frost Resistance	Resistant
Mohs Hardness	N/A
Water Absorption	≤ 0.5%
Certifications	LEED EMAS

TILE APPLICATION

AREA	WALL	FLOOR
Residential	•	•
Commercial	•	•
Heavy Commercial	•	
Exterior	•	

** Not defined by ANSI Standards

COMMON SEGMENTS

Hospitality	Multi-Family	Residential
Religious	Restaurant	

RECOMMENDED GROUT JOINT

Rectified	1/8"
Non-Rectified	3/16"

* Not all sizes/trims are available in all colors and finishes, scan QR code for product details.






EMEI | Blue 24x24 and Chevron Mosaic

EMEI

FLOOR & WALL | EXTERIOR WALL | GLAZED COLOR-BODY PORCELAIN | MARBLE LOOK



Ivory | VTL EMIV



Ivory | Wave
VTL EMIV WAVE1224 or 2448



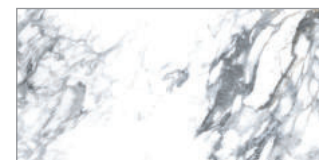
Ivory | Chevron
VTL EMIV MOSCHEV




Ivory | Sleek
VTL EMIV MOSSLSEEK



Ivory | 2x2
VTL EMIV MOS22




Blue | VTL EMBL




Blue | Wave
VTL EMBL WAVE1224 or 2448




Blue | Chevron
VTL EMBL MOSCHEV



Blue | Sleek
VTL EMBL MOSSLSEEK



Blue | 2x2
VTL EMBL MOS22




Stark | VTL EMST



Stark | Wave
VTL EMST WAVE1224 or 2448



Stark | Chevron
VTL EMST MOSCHEV



Stark | Sleek
VTL EMST MOSSLSEEK



Stark | 2x2
VTL EMST MOS22

SIZE FINISH

24" x 48" x 9mm Rectified	Matte
24" x 24" x 9mm Rectified	Matte
12" x 24" x 9mm Rectified	Matte
8" x 8" x 9mm	Matte
4" x 12" x 9mm	Matte

MOSAICS & TRIM FINISH

12" x 12" Chevron Mosaic	Matte
12" x 12" Sleek Mosaic	Matte
2" x 2" Mosaic	Matte
24" x 48" Wave Decorative Rectified	Matte
12" x 24" Wave Decorative Rectified	Matte
3" x 24" Bullnose	Matte

TECHNICAL INFORMATION

	Made in Italy
	Stock Import
	V3 Moderate Variation
	DCOF ≥ 0.42

PERFORMANCE CHARACTERISTICS

Breaking Strength	N/A
Chemical Resistance	GA-GLA-GHA
DCOF	> 0.42
Deep Scratch Resistance	N/A
Frost Resistance	Resistant
Mohs Hardness	N/A
Water Absorption	< 0.5%
Certifications	N/A

TILE APPLICATION

AREA	WALL	FLOOR
Residential	•	•
Commercial	•	•
Heavy Commercial	•	
Exterior	•	

** Not defined by ANSI Standards

COMMON SEGMENTS

Corporate	Hospitality
Restaurant	Retail

RECOMMENDED GROUT JOINT

Rectified	1/8"
Non-Rectified	3/16"


* Not all sizes/trims are available in all colors and finishes, scan QR code for product details.






EVERETT


FLOOR & WALL | EXTERIOR WALL | GLAZED COLOR-BODY PORCELAIN | CONCRETE LOOK




White | VTL EVWH




White | 2x2
VTL EVWH MOS22




Beige | VTL EVBE




Beige | 2x2
VTL EVBE MOS22



Light Gray | VTL EVLG



Light Gray | 2x2
VTL EVLG MOS22



Dark Gray | VTL EVDG



Dark Gray | 2x2
VTL EVDG MOS22

SIZE FINISH

24" x 47" x 9mm Rectified	Matte
24" x 24" x 9mm Rectified	Matte
12" x 24" x 9mm Rectified	Matte
6" x 24" x 9mm Rectified	Matte

MOSAICS & TRIM FINISH

12" x 12" Decorative	Matte
2" x 2" Mosaic	Matte
3" x 24" Bullnose Rectified	Matte
6" x 12" Covebase Rectified	Matte

TECHNICAL INFORMATION

	Made in USA
	Stock Import
	V2 Slight Variation
	DCOF ≥ 0.42
	HPD LEED

PERFORMANCE CHARACTERISTICS

Breaking Strength	≥ 400 lbs
Chemical Resistance	Resistant
DCOF	> 0.42
Deep Scratch Resistance	N/A
Frost Resistance	Resistant
Mohs Hardness	N/A
Water Absorption	$\leq 0.5\%$
Certifications	HPD LEED

TILE APPLICATION

AREA	WALL	FLOOR
Residential	•	•
Commercial	•	•
Heavy Commercial	•	
Exterior	•	

** Not defined by ANSI Standards

* Not all sizes/trims are available in all colors and finishes, scan QR code for product details.

COMMON SEGMENTS

Corporate	Education	Healthcare
Multi-Family	Residential	

RECOMMENDED GROUT JOINT

Rectified	1/8"
Non-Rectified	3/16"



EVERETT | Light Gray 12x24




FAIRBANKS | Brown 24x24 and Tallulah Snow 16x32 Whittle

FAIRBANKS

INTERIOR AND EXTERIOR FLOOR & WALL | PORCELAIN | SLATE LOOK



White | VTL FRWH



Beige | VTL FRBG




Light Gray | VTL FRLG



White | 2x2
VTL FRWH MOS22



White | Brick
VTL FRWH BRICK



Beige | 2x2
VTL FRBG MOS22



Beige | Brick
VTL FRBG BRICK




Light Gray | 2x2
VTL FRLG MOS22



Light Gray | Brick
VTL FRLG BRICK



Brown | VTL FRBW



Dark Gray | VTL FRDG



Brown | 2x2
VTL FRBW MOS22



Brown | Brick
VTL FRBW BRICK



Dark Gray | 2x2
VTL FRDG MOS22



Dark Gray | Brick
VTL FRDG BRICK

SIZE	FINISH
24" x 47" x 9mm Rectified	Matte
24" x 47" x 9mm Grip Rectified	Bush-Hammered
24" x 47" x 20mm Textured Rectified	Bush-Hammered
24" x 36" x 20mm Textured Rectified	Bush-Hammered
32" x 32" x 20mm Textured Rectified	Bush-Hammered
24" x 24" x 9mm Rectified	Matte
24" x 24" x 20mm Textured Rectified	Bush-Hammered
16" x 24" x 9mm Rectified	Matte
12" x 24" x 9mm Rectified	Matte
12" x 24" x 8mm Out	Bush-Hammered
8" x 24" x 9mm Rectified	Matte
4" x 24" x 9mm Rectified	Matte
Kit Module 1 Textured Rectified 20mm	Bush-Hammered
Kit Module 2 Textured Rectified 20mm	Bush-Hammered
Kit Module 3 Textured Rectified 20mm	Bush-Hammered
Kit Module 4 Textured Rectified 20mm	Bush-Hammered

MOSAICS & TRIM	FINISH
12" x 16" Brick Mosaic	Matte
2" x 2" Mosaic	Matte
3" x 24" Bullnose	Matte
13" x 47" Scalino	Matte
13" x 47" Scalino Grip	Bush-Hammered
13" x 24" Scalino	Matte
13" x 13" Scalino Angolare	Matte
6" x 12" Elemento L Out	Bush-Hammered

TECHNICAL INFORMATION

	Made in Italy
	Stock Import
	V2 Slight Variation V3 Moderate Variation
	DCOF ≥0.42
	ISO 9001 ISO 14001 ISO 45001

PERFORMANCE CHARACTERISTICS

Breaking Strength	≥1300N - ≥3000N
Chemical Resistance	Resistant
DCOF	> 0.42
Deep Scratch Resistance	≤ 145 mm ³
Frost Resistance	Resistant
Mohs Hardness	N/A
Water Absorption	≤ 0.1%
Certifications	LEED

TILE APPLICATION

AREA	WALL	FLOOR
Residential	•	•
Commercial	•	•
Heavy Commercial	•	
Exterior	•	•

** Not defined by ANSI Standards

* Not all sizes/trims are available in all colors and finishes, scan QR code for product details.

COMMON SEGMENTS

Healthcare	Senior Living	Multi-Family
Religious	Residential	

RECOMMENDED GROUT JOINT

Rectified	1/8"
Non-Rectified	3/16"





FONTANA | White 12x24 and Fluted

FONTANA

FLOOR & WALL | COLOR-BODY PORCELAIN | TRAVERTINE LOOK



White | VTL FNWH



White | Fluted
VTL FNWH FLUTE



White | 1x4
VTL FNWH MOS14



Taupe | VTL FNTA



Taupe | Fluted
VTL FNTA FLUTE



Taupe | 1x4
VTL FNTA MOS14



Gray | VTL FNGY



Gray | Fluted
VTL FNGY FLUTE



Gray | 1x4
VTL FNGY MOS14

SIZE FINISH

24" x 48" x 7.94mm

Matte

12" x 24" x 7.94mm

Matte

MOSAICS & TRIM FINISH

1" x 4" Mosaic

Matte

12" x 24" Fluted Decorative

Matte

3" x 24" Bullnose

Matte

1" x 12" Jolly

Matte

TECHNICAL INFORMATION



Made in USA



Ready Ship



V4 Substantial Variation



DCOF ≥0.42

PERFORMANCE CHARACTERISTICS

Breaking Strength > 275lbs

Chemical Resistance Resistant

DCOF > 0.42

Deep Scratch Resistance N/A

Frost Resistance N/A

Mohs Hardness 8

Water Absorption < 0.5%

Certifications N/A

TILE APPLICATION

AREA WALL FLOOR

Residential • •

Commercial • •

Heavy Commercial •

Exterior

** Not defined by ANSI Standards

* Not all sizes/trims are available in all colors and finishes, scan QR code for product details.

COMMON SEGMENTS

Healthcare Hospitality Multi-Family

Retail Senior Living

RECOMMENDED GROUT JOINT

Rectified 1/8"

Non-Rectified 3/16"



FOUNDATION | Mosaics

FLOOR & WALL | UNGLAZED & UNGLAZED THROUGH-BODY PORCELAIN | SOLID LOOK

COLORS

Ice VTL FOIC	Lace Speckled VTL FOSL	Linen VTL FOLI	Linen Speckled VTL FOLK	Dune VTL FODU	Buff VTL FOBF	Buff Speckled VTL FOBK	Enlightened VTL FOEN	Granite Speckled VTL FOGN	Neutral VTL FONT
Stern VTL FOSN	Smoke VTL FOSM	Smoke Speckled VTL FOSK	Storm VTL FOSR	Storm Speckled VTL FOTK	Shadow VTL FOSH	Black VTL FOBL	Sage VTL FOSG	Ardor VTL FOAD	Regal VTL FORG
Renew VTL FORN	Crisp VTL FOCR	Turquoise VTL FOTU	Ocean VTL FOOC	Sky VTL FOSY	Blue VTL FOBU	Blue Speckled VTL FOBS	Sea VTL FOSE	Indigo VTL FOIN	Indigo Speckled VTL FOIK
				<p>All colors are available in 1x1 and 2x2 size and can be ordered in patterns and blends on a made to order basis. All other sizes are available in select colors and can be ordered in patterns and blends on a made to order basis. Visit our website or contact your local VITL sales representative for complete product information.</p>					
Red VTL FORE	Orange VTL FOOR	Yellow VTL FOYE	Pear VTL FOPE						

SIZES

2" x 2" Mosaic	2" Hexagon Mosaic	1" x 1" Mosaic	1" Hexagon Mosaic	1" Penny Round Mosaic



FOUNDATION | Blue, Ice and Orange 1x1 Mosaic

SIZE	FINISH
2" x 2" x 6.35mm Mosaic	Matte
2" x 2" x 6.35mm Hexagon Mosaic	Matte
1" x 1" x 6.35mm Mosaic	Matte
1" x 1" x 6.35mm Hexagon Mosaic	Matte
1" x 1" x 6.35mm Penny Round Mosaic	Matte

MOSAICS & TRIM	FINISH
2" x 2" Bullnose	Matte
2" x 2" Bullnose In & Out Corner	Matte
2" x 2" Cove Base	Matte
2" x 2" Universal Cove Base Corner	Matte
2" x 2" Wrap-Around Bullnose Stretcher Cap	Matte
2" x 2" Wrap-Around Bullnose Out Corner	Matte
1" x 2" Left & Right Cove Base Corner	Matte
1" x 2" Pool Nosing	Matte
1" x 1" Bullnose	Matte
1" x 1" Bullnose Corner	Matte
1" x 1" Cove Base	Matte
1" x 1" Cove Base In Corner Square	Matte
1" x 1" Cove Base In Corner Round	Matte
1" x 1" Wrap-Around Bullnose Stretcher Cap	Matte
6" x 8" Square Top Built Up Cove Base	Matte
6" x 8" Round Top Built Up Cove Base	Matte
5" x 8" Round Top Built Up Cove Base	Matte

TECHNICAL INFORMATION

	Made in USA
	Stock Ready Ship
	DCOF ≥0.42
	V2 Slight Variation
	V4 Substantial Variation

PERFORMANCE CHARACTERISTICS

Breaking Strength	>300 lbs
Chemical Resistance	Resistant
DCOF	> 0.42
Deep Scratch Resistance	N/A
Frost Resistance	N/A
Mohs Hardness	7 - 8
Water Absorption	<0.5
Certifications	N/A

TILE APPLICATION

AREA	WALL	FLOOR
Residential	•	•
Commercial	•	•
Heavy Commercial	•	•
Exterior		

** Not defined by ANSI Standards

COMMON SEGMENTS

Corporate	Education
Healthcare	Hospitality

RECOMMENDED GROUT JOINT	
Rectified	1/8"
Non-Rectified	3/16"


* Not all sizes/trims are available in all colors and finishes, scan QR code for product details.




FOUNDATION | Blends & Patterns

FLOOR & WALL | UNGLAZED THROUGH-BODY PORCELAIN | SOLID LOOK


BLENDS




Unity Blend | VTL FOUN
Ice | Linen | Enlightened




Alabaster Blend | VTL FOAL
Linen | Buff | Stern




Steadfast Blend | VTL FOSF
Smoke | Smoke Speckled | Enlightened




Fossil Blend | VTL FOFO
Ice | Shadow | Storm | Smoke




Assured Black Blend | VTL FOAS
Storm Speckled | Black | Shadow




Dreamy Blend | VTL FODR
Renew | Ocean | Turquoise



Ideal Blend | VTL FOID
Crisp | Indigo | Ice




Calm Blend | VTL FOCL
Sky | Neutral | Indigo




Delight Blend | VTL FODE
Blue | Blue Speckled


PATTERNS




1" Honeycomb | Black & White
VTL FOBW HONEY
38% Smoke & 62% White




Honeycomb | Smoke & White
VTL FOSW HONEY
38% Black & 62% White



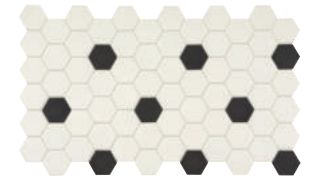
1" Hex | Gradient Blend
VTL FOGD HEX
38% White, 34% Smoke, 28% Black



1" Hex | Smoke & White
VTL FOSW HEX
50% Smoke & 50% White



1" Diamond Hex | Gradient Blend
VTL FOGD DIAHEX
45% White, 22% Smoke, 33% Black




2" Hex | Black & White
VTL FOBW HEX2
13% Black & 87% White




1" Hex | Black & White
VTL FOBW HEX
13% Black & 87% White




1" Penny Round | Black & White
VTL FOBW PENNY
7% Black & 93% White




1" Floral Penny Round Black & White
VTL FOBW FLORAL
17% Black & 83% White



1" Diamond Penny Round | Black & White
VTL FOBW DIARND
53% Black & 47% White



Windmill Black & White
VTL FOBW WIND
89% White & 11% Black



Windmill Linen & Black
VTL FOLB WIND
89% Linen & 11% Black



FOUNDATION | Gradient Blend 1" Hexagon Mosaic

BLENDS	FINISH
1" x 1" x 6.35mm Mosaic	Matte

PATTERNS	FINISH
2" x 2" x 6.35mm Hexagon Mosaic	Matte
1" x 1" x 6.35mm Honeycomb Mosaic	Matte
1" x 1" x 6.35mm Hexagon Mosaic	Matte
1" x 1" x 6.35mm Penny Round Mosaic	Matte
12" x 24" x 6.35mm Windmill Mosaic	Matte

TECHNICAL INFORMATION

	Made in USA
	Stock Ready Ship
	DCOF ≥0.42
	V4 Substantial Variation

PERFORMANCE CHARACTERISTICS

Breaking Strength	>300 lbs
Chemical Resistance	Resistant
DCOF	> 0.42
Deep Scratch Resistance	N/A
Frost Resistance	N/A
Mohs Hardness	7 - 8
Water Absorption	<0.5
Certifications	N/A

TILE APPLICATION

AREA	WALL	FLOOR
Residential	•	•
Commercial	•	•
Heavy Commercial	•	•
Exterior		

** Not defined by ANSI Standards

COMMON SEGMENTS

Corporate	Education
Healthcare	Hospitality

RECOMMENDED GROUT JOINT	
Rectified	1/8"
Non-Rectified	3/16"

* Not all sizes/trims are available in all colors and finishes, scan QR code for product details.





FRANKFURT | Light Green 2x8

FRANKFURT


WALL ONLY | GLAZED PORCELAIN | SOLID LOOK

SIZE


2" x 8" x 9.53mm

FINISH

Gloss



White | VTL FKWH



Khaki | VTL FKKH




Light Green | VTL FKLG




Gray | VTL FKGR



Dark Green | VTL FKDG



Blue | VTL FKBU



Black | VTL FKBL

TECHNICAL INFORMATION



Made in Mexico



Stock



V3 Moderate Variation

PERFORMANCE CHARACTERISTICS

Breaking Strength	> 275 lbs
Chemical Resistance	Resistant
DCOF	N/A
Deep Scratch Resistance	N/A
Frost Resistance	N/A
Mohs Hardness	N/A
Water Absorption	< 0.5%
Certifications	N/A

TILE APPLICATION

AREA	WALL	FLOOR
Residential	•	
Commercial	•	
Heavy Commercial	•	
Exterior		

** Not defined by ANSI Standards

COMMON SEGMENTS

Education	Hospitality	Multi-Family
Residential	Restaurant	


RECOMMENDED GROUT JOINT

Rectified	1/8"
Non-Rectified	3/16"



GALWAY | Floor

FLOOR & WALL | GLAZED COLOR-BODY PORCELAIN | CONCRETE LOOK



SIZE	FINISH
47" x 110" x 6mm Slab Rectified	Matte
63" x 63" x 6mm Slab Rectified	Matte
47" x 95" x 9mm Slab Rectified	Matte
47" x 47" x 20mm	Bush-Hammered
47" x 47" x 9mm Slab Rectified	Matte
47" x 47" x 9mm Slab Grip Rect	Bush-Hammered
47" x 47" x 6mm Slab Rect	Matte
30" x 59" x 9mm Rectified	Matte
30" x 30" x 9mm Rectified	Matte
24" x 48" x 9mm Rectified	Matte
24" x 24" x 9mm Rectified	Matte
12" x 24" x 9mm Rectified	Matte

MOSAICS & TRIM	FINISH
12" x 13" Geometric Mosaic	Matte
10" x 11" Hexagon Mosaic	Matte
2" x 2" Mosaic	Matte
13" x 59" Step	Matte
13" x 47" Step	Satin Semi-Matte
13" x 47" Elemento L Grip	Satin Semi-Matte
13" x 24" Step	
13" x 13" Corner Step	Satin Semi-Matte
12" x 24" Stair Tread	Matte
3" x 24" Bullnose Rectified	Matte
2" x 24" Digitale Bullnose Rectified	Matte
3" x 12" Right Bullnose	Matte
3" x 12" Bullnose Left Corner	Matte

TECHNICAL INFORMATION

- Made in Italy
- Stock | Import
- V2 Slight Variation
- DCOF ≥ 0.42
- LEED, EPD, PEF, FDES, HPE, UPEC

PERFORMANCE CHARACTERISTICS

Breaking Strength	≥ 1500 N
Chemical Resistance	N/A
DCOF	> 0.42
Deep Scratch Resistance	≤ 150 mm ³
Frost Resistance	Resistant
Mohs Hardness	N/A
Water Absorption	$\leq 0.1\%$
Certifications	LEED, EPD, PEF, FDES, HPE, UPEC

TILE APPLICATION

AREA	WALL	FLOOR
Residential	•	•
Commercial	•	•
Heavy Commercial	•	
Exterior		

** Not defined by ANSI Standards

COMMON SEGMENTS

Corporate	Education	Government
Hospitality	Restaurant	

RECOMMENDED GROUT JOINT

Rectified	1/8"
Non-Rectified	3/16"

* Not all sizes/trims are available in all colors and finishes, scan QR code for product details.



GALWAY | Wall

WALL | GLAZED CERAMIC & GLAZED COLOR-BODY PORCELAIN | CONCRETE LOOK



Lace | VTL GWLA SCULPTR



Lace Mix | Minibrick
VTL GWLX MINIBRICK



Oyster | VTL GWOY SCULPTR



Oyster | Minibrick
VTL GWOY MINIBRICK



Brick | VTL GWBC SCULPTR



Brick Mix | Minibrick
VTL GWBM MINIBRICK



Mink | VTL GWMI SCULPTR



Mink | Minibrick
VTL GWMI MINIBRICK




Dove | VTL GWDO SCULPTR




Dove | Minibrick
VTL GWDO MINIBRICK



Blue | VTL GWBL SCULPTR




Blue Mix | Minibrick
VTL GWBL MINIBRICK



Palm Deco A | VTL GWPA 47110AR



Palm Deco B | VTL GWPA 47110BR



Curry | VTL GWCU 1632R




Curry Mix | Minibrick
VTL GWCX MINIBRICK



Blue | VTL GWBL 1632R



Dark Grey | Minibrick
VTL GWDG MINIBRICK




Pine | VTL GWPI 1632R



Pine | Minibrick
VTL GWPI MINIBRICK



Scarlet | VTL GWSC 1632R



Scarlet | Minibrick
VTL GWSC MINIBRICK



Ecrú Mix | Minibrick
VTL GWEX MINIBRICK



GALWAY | Mink Sculpt 3D 16x32

SIZE

SIZE	FINISH
16" x 32" x 8.5mm Rectified Wall	Matte
16" x 32" x 10mm Sculpt 3D Deco Rect	Matte
47" x 110" x 6mm Decorative A Rect	Matte
47" x 110" x 6mm Decorative B Rect	Matte

MOSAICS & TRIM

MOSAICS & TRIM	FINISH
1" x 3" Minibrick Mosaic	Matte
0.625" x 16" Corner	Matte
0.625" x 16" 3D Corner	Matte
0.625" x 0.625" Corner A.E	Matte

TECHNICAL INFORMATION

Made in Italy
Stock Import
V2 Slight Variation
LEED, EPD, PEF, FDES, HPE, UPEC

PERFORMANCE CHARACTERISTICS

Breaking Strength	≥600 N
Chemical Resistance	A
DCOF	N/A
Deep Scratch Resistance	N/A
Frost Resistance	N/A
Mohs Hardness	N/A
Water Absorption	10%<EV≤20%
Certifications	LEED, EPD, PEF, FDES, HPE, UPEC

TILE APPLICATION

AREA	WALL	FLOOR
Residential	•	
Commercial	•	
Heavy Commercial	•	
Exterior		

** Not defined by ANSI Standards

COMMON SEGMENTS

Corporate	Education	Government
Hospitality	Restaurant	

RECOMMENDED GROUT JOINT


Rectified	1/8"
Non-Rectified	3/16"

* Not all sizes/trims are available in all colors and finishes, scan QR code for product details.



GEMSTONE

WALL ONLY | GLAZED CERAMIC | SOLID LOOK



SIZE	FINISH
6" x 7" x 9mm Hexagon	Gloss
3" x 12" x 9mm	

MOSAICS & TRIM	FINISH
1" x 12" Quarter Round	Gloss



TECHNICAL INFORMATION

- Made in Vietnam
- Stock | Ready Ship
- V2 Slight Variation

PERFORMANCE CHARACTERISTICS

Breaking Strength	> 240lbf
Chemical Resistance	B
DCOF	N/A
Deep Scratch Resistance	N/A
Frost Resistance	Not Resistant
Mohs Hardness	2
Water Absorption	10-18%
Certifications	N/A

TILE APPLICATION

AREA	WALL	FLOOR
Residential	•	
Commercial	•	
Heavy Commercial	•	
Exterior		

** Not defined by ANSI Standards

COMMON SEGMENTS

Corporate	Education	Healthcare
Multi-Family	Residential	


RECOMMENDED GROUT JOINT

Rectified	1/8"
Non-Rectified	3/16"



HAILSTORM

INTERIOR AND EXTERIOR FLOOR & WALL | PORCELAIN | SLATE LOOK



HAILSTORM | Foliage 12x24 and Picket Mosaic

SIZE	FINISH
47" x 109" x 6mm Slab Rectified	Matte
47" x 47" x 9mm Slab Rectified	Matte
24" x 47" x 9mm Rectified	Matte
24" x 47" 20mm Rectified	Matte
18" x 35" 20mm Rectified	Matte
32" x 32" x 9mm Rectified	Matte
32" x 32" 20mm Rectified	Matte
24" x 24" 20mm Textured	Matte
24" x 24" x 9mm Rectified	Matte
24" x 24" 20mm Rectified	Matte
12" x 24" x 9mm Rectified	Matte

MOSAICS & TRIM	FINISH
13" x 21" Picket Mosaic	Matte
12" x 12" Diamond Decorative 3D	Matte
4" x 4" Mosaic	Matte
3" x 24" Bullnose	Matte
13" x 47" Step Tread	Matte
13" x 24" Step Tread	Matte
13" x 13" Step Tread Corner	Matte



TECHNICAL INFORMATION

- Made in Italy
- Stock | Import
- V2 Slight Variation
- DCOF ≥ 0.42

PERFORMANCE CHARACTERISTICS

	9mm	20mm
Thickness	9mm	20mm
Breaking Strength	$\geq 1300N$	$> 10000N$
Chemical Resistance	Resistant	Resistant
DCOF	> 0.42	> 0.42
Deep Scratch Resistance	N/A	N/A
Frost Resistance	Resistant	Resistant
Mohs Hardness	N/A	N/A
Water Absorption	$\leq 0.1\%$	$\leq 0.1\%$
Certifications	N/A	N/A

TILE APPLICATION

AREA	WALL	FLOOR
Residential	•	•
Commercial	•	•
Heavy Commercial	•	•
Exterior	•	•

** Not defined by ANSI Standards

COMMON SEGMENTS

Corporate	Education
Hospitality	

RECOMMENDED GROUT JOINT

Rectified	1/8"
Non-Rectified	3/16"

* Not all sizes/trims are available in all colors and finishes, scan QR code for product details.





HAMPTON | Jacobean 8x40 Chevron

HAMPTON

FLOOR & WALL | EXTERIOR WALL | GLAZED COLOR-BODY PORCELAIN | WOOD LOOK



White Wash | VTL HPWW



White Wash | VTL HPWW CHEVRONR



Weathered Grey | VTL HPWG



Weathered Grey | VTL HPWG CHEVRONR



Sun Bleached | VTL HPSB



Sun Bleached | VTL HPSB CHEVRONR



Jacobean | VTL HPJA



Jacobean | VTL HPJA CHEVRONR

SIZE	FINISH
8" x 40" x 9mm Rectified	Matte
8" x 40" x 9mm Chevron Rectified	Matte

MOSAICS & TRIM	FINISH
3" x 20" Bullnose Rectified	Matte

TECHNICAL INFORMATION

	Made in USA
	Stock Ready Ship
	V2 Slight Variation
	DCOF > 0.42
	LEED HPD

PERFORMANCE CHARACTERISTICS

Breaking Strength	≥ 400 lbs
Chemical Resistance	Resistant
DCOF	> 0.42
Deep Scratch Resistance	N/A
Frost Resistance	Resistant
Mohs Hardness	6
Water Absorption	≤ 0.5%
Certifications	LEED HPD

TILE APPLICATION

AREA	WALL	FLOOR
Residential	•	•
Commercial	•	•
Heavy Commercial	•	
Exterior	•	

** Not defined by ANSI Standards

*Not all sizes/trims are available in all colors and finishes, scan QR code for product details.

COMMON SEGMENTS

Corporate	Healthcare	Hospitality
Restaurant	Senior Living	

RECOMMENDED GROUT JOINT

Rectified	1/8"
Non-Rectified	3/16"






HOMER

FLOOR & WALL | EXTERIOR WALL | COLOR-BODY PORCELAIN | LIMESTONE LOOK



Piraeus | VTL HOPI



Piraeus | Stave
VTL HOPI MOSSTAVE




Piraeus | 3x8 Brick
VTL HOPI MOSBRICK



Piraeus | 2x2
VTL HOPI MOS22



Athens | VTL HOAT



Athens | Stave
VTL HOAT MOSSTAVE




Athens | 3x8 Brick
VTL HOAT MOSBRICK



Athens | 2x2
VTL HOAT MOS22




Rhodes | VTL HORH




Rhodes | Stave
VTL HORH MOSSTAVE




Rhodes | 3x8 Brick
VTL HORH MOSBRICK



Rhodes | 2x2
VTL HORH MOS22



Eretria | VTL HOER



Eretria | Stave
VTL HOER MOSSTAVE



Eretria | 3x8 Brick
VTL HOER MOSBRICK



Eretria | 2x2
VTL HOER MOS22

SIZE	FINISH
24" x 48" x 9mm Rectified	Matte
24" x 24" x 9mm Rectified	Matte
12" x 24" x 9mm Rectified	Matte
6" x 24" x 9mm Rectified	Matte

MOSAICS & TRIM	FINISH
2" x 24" Stave Mosaic	Matte
3" x 8" Brick Mosaic	Matte
2" x 2" Mosaic	Matte
3" x 24" Bullnose	Matte
6" x 12" Cove Base	Matte

TECHNICAL INFORMATION

Made in USA
Ready Ship
V2 Slight Variation
DCOF > 0.42

PERFORMANCE CHARACTERISTICS

Breaking Strength	≥ 400 lbs
Chemical Resistance	Resistant
DCOF	> 0.42
Deep Scratch Resistance	N/A
Frost Resistance	Resistant
Mohs Hardness	N/A
Water Absorption	≤ 0.5%
Certifications	N/A

TILE APPLICATION

AREA	WALL	FLOOR
Residential	•	•
Commercial	•	•
Heavy Commercial	•	
Exterior	•	

** Not defined by ANSI Standards

COMMON SEGMENTS

Corporate	Healthcare	Multi-Family
Residential	Senior Living	

RECOMMENDED GROUT JOINT

Rectified	1/8"
Non-Rectified	3/16"

*Not all sizes/trims are available in all colors and finishes, scan QR code for product details.



HOMER | Athens 24x48



IBIZA

FLOOR & WALL | EXTERIOR WALL | PORCELAIN | QUARRY TERRACOTTA LOOK




White | VTL IZWH




White | 2x2
VTL IZWH MOS22



White | Diamond
VTL IZWH MOSDIAM



Beige | VTL IZBE



Beige | 2x2
VTL IZBE MOS22



Beige | Diamond
VTL IZBE MOSDIAM



Light Gray | VTL IZLG



Light Gray | 2x2
VTL IZLG MOS22



Light Gray | Diamond
VTL IZLG MOSDIAM



Dark Gray | VTL IZDG



Dark Gray | 2x2
VTL IZDG MOS22



Dark Gray | Diamond
VTL IZDG MOSDIAM

SIZE FINISH

24" x 48" x 9mm Rectified

Matte

12" x 24" x 9mm

Matte

MOSAICS & TRIM FINISH

2" x 2" Mosaic

Matte

10" x 12" Diamond Mosaic

Matte

3" x 24" Bullnose

Matte

6" x 12" Cove Base

Matte

TECHNICAL INFORMATION



Made in USA



Ready Ship



V2 Slight Variation



DCOF ≥0.42



Greenguard | VOC Free | HPD | EPD

PERFORMANCE CHARACTERISTICS

Breaking Strength ≥350lbf

Chemical Resistance Resistant

DCOF ≥0.42

Deep Scratch Resistance N/A

Frost Resistance Resistant

Mohs Hardness N/A

Water Absorption ≤0.5%

Certifications Greenguard | VOC Free | HPD | EPD

TILE APPLICATION

AREA WALL FLOOR

Residential • •

Commercial • •

Heavy Commercial •

Exterior •

** Not defined by ANSI Standards

COMMON SEGMENTS

Corporate Education Healthcare

Hospitality Retail

RECOMMENDED GROUT JOINT

Rectified 1/8"

Non-Rectified 3/16"


*Not all sizes/trims are available in all colors and finishes, scan QR code for product details.



IBIZA | Beige 24x48

IRELAND

FLOOR & WALL | GLAZED COLOR BODY & UNGLAZED THROUGH-BODY PORCELAIN | FABRIC LOOK



SIZE	FINISH
24" x 48" x 9mm Rectified	Matte
12" x 24" x 9mm	Matte

MOSAICS & TRIM	FINISH
6" x 7" Hex Mosaic	Matte
2" x 2" Mosaic	Matte
1" x 6" Mosaic	Matte
1" x 4" Herringbone Mosaic	Matte
3" x 24" Bullnose	Matte
6" x 12" Cove Base	Matte

IRELAND | Tralee 24x48 and Midleton 6x7 Hex

TECHNICAL INFORMATION

	Made in USA
	Stock Ready Ship
	V2 Slight Variation
	DCOF ≥ 0.42

PERFORMANCE CHARACTERISTICS

Breaking Strength	$\geq 3501\text{bf}$
Chemical Resistance	Resistant
DCOF	> 0.42
Deep Scratch Resistance	N/A
Frost Resistance	Resistant
Mohs Hardness	N/A
Water Absorption	$\leq 0.5\%$
Certifications	N/A

TILE APPLICATION

AREA	WALL	FLOOR
Residential	•	•
Commercial	•	•
Heavy Commercial	•	•
Exterior		

** Not defined by ANSI Standards

COMMON SEGMENTS

Corporate	Education	Healthcare
Multi-Family	Residential	

RECOMMENDED GROUT JOINT

Rectified	1/8"
Non-Rectified	3/16"

* Not all sizes/trims are available in all colors and finishes, scan QR code for product details.







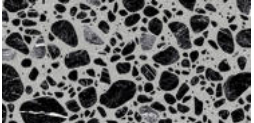






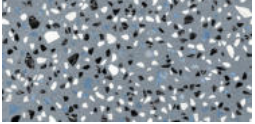
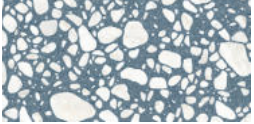


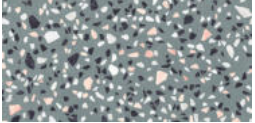
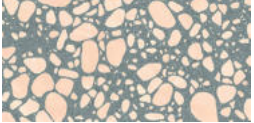


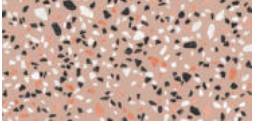
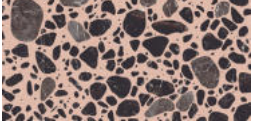





KARLSTAD | Blue Gravel 24x24 | Blue Solid 24x47 | Blue Pebble 24x47 | White Stone 24x47

KARLSTAD

INTERIOR AND EXTERIOR FLOOR & WALL | PORCELAIN | TERRAZZO LOOK

 White Solid VTL KSWH 1224SR	 White Gravel VTL KSWH 1224GR	 White Pebble VTL KSWH 1224PR	 White Stone VTL KSWH 1224STR
 Light Gray Solid VTL KSLG 1224SR	 Light Gray Gravel VTL KSLG 1224GR	 Light Gray Pebble VTL KSLG 1224PR	 Light Gray Stone VTL KSLG 1224STR
 Gray Solid VTL KSGR 1224SR	 Gray Gravel VTL KSGR 1224GR	 Gray Pebble VTL KSGR 1224PR	 Gray Stone VTL KSGR 1224STR
 Blue Solid VTL KSBL 1224SR	 Blue Gravel VTL KSBL 1224GR	 Blue Pebble VTL KSBL 1224PR	 Blue Stone VTL KSBL 1224STR
 Green Solid VTL KSGE 1224SR	 Green Gravel VTL KSGE 1224GR	 Green Pebble VTL KSGE 1224PR	 Green Stone VTL KSGE 1224STR
 Pink Solid VTL KSPI 1224SR	 Pink Gravel VTL KSPI 1224GR	 Pink Pebble VTL KSPI 1224PR	 Pink Stone VTL KSPI 1224STR

SIZE	FINISH
24" x 47" x 9.5mm Rectified	Matte
24" x 47" x 20mm Rectified	Bush-Hammered
24" x 47" x 9.5mm Gravel Rectified	Matte
24" x 47" x 9.5mm Pebble Rectified	Matte
24" x 47" x 9.5mm Stone Rectified	Matte
24" x 47" x 9.5mm Tecnica Rectified	Bush-Hammered
35" x 35" x 9.5mm Rectified	Matte
35" x 35" x 9.5mm Gravel Rectified	Matte
24" x 24" x 9.5mm Rectified	Matte
24" x 24" x 9.5mm Gravel Rectified	Matte
24" x 24" x 9.5mm Pebble Rectified	Matte
24" x 24" x 9.5mm Stone Rectified	Matte
12" x 24" x 9.5mm Rectified	Matte
12" x 24" x 9.5mm Gravel Rectified	Matte
12" x 24" x 9.5mm Pebble Rectified	Matte
12" x 24" x 9.5mm Stone Rectified	Matte

MOSAICS & TRIM	FINISH
1" x 1" Mosaic	Matte
3" x 24" Bullnose Matt Rectified	Matte
2" x 35" Bullnose Rectified	Matte
13" x 47" Step Rectified	Matte
13" x 47" Stair Tread Rectified	Matte
13" x 47" Right Corner Rectified	Matte
13" x 47" Left Corner Rectified	Matte

TECHNICAL INFORMATION

 Made in Italy
 Import
 V3 Moderate Variation
 DCOF ≥ 0.42
 Mindful Materials Greengard QB UPEC

PERFORMANCE CHARACTERISTICS

Thickness	9.5mm	20mm
Breaking Strength	$\geq 2000N$	$> 12000N$
Chemical Resistance	A-LA-HA	A-LA-HA
DCOF	≥ 0.50	≥ 0.65
Deep Scratch Resistance	N/A	N/A
Frost Resistance	Resistant	Resistant
Mohs Hardness	N/A	N/A
Water Absorption	$\leq 0.5\%$	$\leq 0.5\%$
Certifications	Mindful Materials Greengard QB UPEC	

TILE APPLICATION

AREA	WALL	FLOOR
Residential	•	•
Commercial	•	•
Heavy Commercial	•	
Exterior	•	•

** Not defined by ANSI Standards

COMMON SEGMENTS

Corporate	Education
Hospitality	Restaurant

RECOMMENDED GROUT JOINT

Rectified 1/8"	Non-Rectified 3/16"
------------------	-----------------------

* Not all sizes/trims are available in all colors and finishes. Scan QR code for product details.





KAVALA

FLOOR & WALL | EXTERIOR WALL | COLOR-BODY PORCELAIN | TRAVERTINE LOOK



Pegasus | VTL KAPE



Pegasus | 2x2
VTL KAPE MOS22



Satyr | VTL KASA



Satyr | 2x2
VTL KASA MOS22




Minotaur | VTL KAMI



Minotaur | 2x2
VTL KAMI MOS22




Nemean | VTL KANE



Nemean | 2x2
VTL KANE MOS22



Gorgon | VTL KAGO



Gorgon | 2x2
VTL KAGO MOS22

SIZE	FINISH
12" x 24" x 8mm	Matte

MOSAICS & TRIM	FINISH
2" x 2" Mosaic	Matte
3" x 12" Bullnose	Matte
6" x 12" Cove Base	Matte

TECHNICAL INFORMATION

 Made in USA
 Ready Ship
 V2 Slight Variation
 DCOF ≥ 0.42
 Greenguard Bureau Veritas NSF EPD

PERFORMANCE CHARACTERISTICS

Breaking Strength	≥ 300 lbf
Chemical Resistance	Resistant
DCOF	≥ 0.42
Deep Scratch Resistance	N/A
Frost Resistance	Resistant
Mohs Hardness	≥ 7
Water Absorption	$\leq 0.5\%$
Certifications	Greenguard Bureau Veritas NSF EPD

TILE APPLICATION

AREA	WALL	FLOOR
Residential	•	•
Commercial	•	•
Heavy Commercial	•	
Exterior	•	

** Not defined by ANSI Standards

*Not all sizes/trims are available in all colors and finishes, scan QR code for product details.

COMMON SEGMENTS

Corporate	Government	Healthcare
Multi-Family	Residential	

RECOMMENDED GROUT JOINT

Rectified	1/8"
Non-Rectified	3/16"



KAVALA | Satyr 12x24



KERAMOS

WALL | GLAZED CERAMIC | SOLID LOOK

2x10



Ivory | VTL KRIV



Light Beige | VTL KRBE



Light Green | VTL KRGR

3x12 | 3x6 (White Only)



White | VTL KRWH



Cream | VTL KRCR



Gray | VTL KRGA

SIZE	FINISH
2" x 10" x 10mm	Gloss
3" x 12" x 10mm	Gloss
3" x 6" x 10mm White Only	Gloss

MOSAICS & TRIM	FINISH
1" x 12" Liner	Gloss
1" x 10" Liner	Gloss
1" x 6" Liner Edge	Gloss
1" x 1" Rounded Edge Corner	Gloss

KERAMOS | Light Green, Light Beige and Ivory 2x10

TECHNICAL INFORMATION

- Made in Spain
- Stock | Ready Ship
- V1 Uniform Appearance

PERFORMANCE CHARACTERISTICS

Breaking Strength	125 LBF
Chemical Resistance	GHA
DCOF	N/A
Deep Scratch Resistance	N/A
Frost Resistance	Not Resistant
Mohs Hardness	N/A
Water Absorption	>10%
Certifications	N/A

TILE APPLICATION

AREA	WALL	FLOOR
Residential	•	
Commercial	•	
Heavy Commercial	•	
Exterior		

** Not defined by ANSI Standards

* Not all sizes/trims are available in all colors and finishes, scan QR code for product details.

COMMON SEGMENTS

Corporate	Hospitality	Multi-Family
Residential	Restaurant	

RECOMMENDED GROUT JOINT

Rectified	1/8"
Non-Rectified	3/16"





LEMNOS

FLOOR & WALL | COLOR-BODY PORCELAIN | MARBLE LOOK



White | VTL LMWH



White | Wave
VTL LMWH WAVE



White | Trapezoid
VTL LMWH TRAPEZOID



Taupe | VTL LMTA



Taupe | Wave
VTL LMTA WAVE



Taupe | Trapezoid
VTL LMTA TRAPEZOID




Gray | VTL LMGY



Gray | Wave
VTL LMGY WAVE




Gray | Trapezoid
VTL LMGY TRAPEZOID



Black | VTL LMBK



Black | Wave
VTL LMBK WAVE



Black | Trapezoid
VTL LMBK TRAPEZOID

SIZE FINISH

24" x 48" x 7.98mm	Matte
24" x 24" x 7.98mm	Matte
12" x 24" x 7.98mm	Matte

MOSAICS & TRIM FINISH

2" x 4" Trapezoid Mosaic	Matte
12" x 24" Wave Decorative	Matte
3" x 24" Bullnose	Matte
6" x 12" Cove Base	Matte
1" x 12" Jolly	Matte
1" x 6" Cove Base Outcorner	Matte

TECHNICAL INFORMATION

	Made in USA
	Ready Ship
	V4 Substantial Variation
	DCOF ≥ 0.42

PERFORMANCE CHARACTERISTICS

Breaking Strength	> 275lbs
Chemical Resistance	Resistant
DCOF	≥ 0.42
Deep Scratch Resistance	N/A
Frost Resistance	N/A
Mohs Hardness	8
Water Absorption	< 0.5%
Certifications	N/A

TILE APPLICATION

AREA	WALL	FLOOR
Residential	•	•
Commercial	•	•
Heavy Commercial	•	
Exterior		

** Not defined by ANSI Standards

COMMON SEGMENTS

Automotive	Corporate	Government
Hospitality	Religious	

RECOMMENDED GROUT JOINT

Rectified	1/8"
Non-Rectified	3/16"

* Not all sizes/trims are available in all colors and finishes, scan QR code for product details.



LEMNOS | Black 24x24



LOGAN

FLOOR & WALL | GLAZED COLOR-BODY PORCELAIN | CONCRETE LOOK



Cream | VTL LGCR



Cream | Half Hexagon
VTL LGCR HALFHEX



Cream | 2x2
VTL LGCR MOS22




White | VTL LGWH




White | Half Hexagon
VTL LGWH HALFHEX




White | 2x2
VTL LGWH MOS22




Light Grey | VTL LGLG




Light Grey | Half Hexagon
VTL LGLG HALFHEX




Light Grey | 2x2
VTL LGLG MOS22



Medium Grey | VTL LGMG



Medium Grey | Half Hexagon
VTL LGMG HALFHEX



Medium Grey | 2x2
VTL LGMG MOS22

SIZE	FINISH
32" x 32" x 11.5mm Rectified	Matte
12" x 24" x 8.4mm Rectified	Matte
10" x 24" x 8.4mm Half Hex Rectified	Matte

MOSAICS & TRIM	FINISH
2" x 2" Mosaic	Matte
3" x 24" Bullnose	Matte

TECHNICAL INFORMATION

- Made in Turkey
- Ready Ship
- V3 Moderate Variation
- DCOF ≥0.50
- Greenguard

PERFORMANCE CHARACTERISTICS

Breaking Strength	≥1600N
Chemical Resistance	N/A
DCOF	≥0.50
Deep Scratch Resistance	N/A
Frost Resistance	Resistant
Mohs Hardness	6
Water Absorption	< 0.5%
Certifications	Greenguard

TILE APPLICATION

AREA	WALL	FLOOR
Residential	•	•
Commercial	•	•
Heavy Commercial	•	
Exterior		

** Not defined by ANSI Standards

COMMON SEGMENTS

Automotive	Corporate
Education	Government

RECOMMENDED GROUT JOINT

Rectified	1/8"
Non-Rectified	3/16"

* Not all sizes/trims are available in all colors and finishes, scan QR code for product details.




LOGAN | Medium Grey 12x24



LOOMED

FLOOR & WALL | GLAZED PORCELAIN | FABRIC LOOK



White | VTL LDWH



Light Gray | VTL LDLG







Beige | VTL LDBE



Gray | VTL LDGR

SIZE	FINISH
12" x 24" x 9.5mm	Matte
MOSAICS & TRIM	FINISH
3" x 24" Bullnose	Matte

TECHNICAL INFORMATION

	Made in USA
	Stock
	V2 Slight Variation
	DCOF \geq 0.42

PERFORMANCE CHARACTERISTICS

Breaking Strength	> 275 lbs
Chemical Resistance	Resistant
DCOF	\geq 0.42
Deep Scratch Resistance	N/A
Frost Resistance	N/A
Mohs Hardness	N/A
Water Absorption	< 0.5%
Certifications	N/A

TILE APPLICATION

AREA	WALL	FLOOR
Residential	•	•
Commercial	•	•
Heavy Commercial	•	
Exterior		

** Not defined by ANSI Standards

COMMON SEGMENTS

Education	Government
Hospitality	

RECOMMENDED GROUT JOINT

Rectified	1/8"
Non-Rectified	3/16"


* Not all sizes/trims are available in all colors and finishes, scan QR code for product details.



LOOMED | Gray 12x24

LOTUS

FLOOR & WALL | EXTERIOR WALL | PORCELAIN | MARBLE LOOK



LOTUS | Ivory 48x48 and Gray 48x110



LOTUS | White 48x48

SIZE	FINISH
48" x 110" x 6mm Slab Rectified	Polished
48" x 48" x 9mm Slab Rectified	Polished
24" x 48" x 9mm Rectified	Polished

MOSAICS & TRIM	FINISH
11" x 13" Hexagon Mosaic	Polished
4" x 4" Brass Mosaic	Polished
1" x 1" Mosaic	Polished
3" x 24" Bullnose	Polished
13" x 48" Step Tread	Polished
13" x 13" Step Tread Corner	Polished

TECHNICAL INFORMATION

	Made in Italy
	Import
	V2 Slight V3 Moderate Variation
	DCOF ≥ 0.42
	ISO 9001 ISO 14001 ISO 45001

PERFORMANCE CHARACTERISTICS

Breaking Strength	N/A
Chemical Resistance	Resistant
DCOF	N/A
Deep Scratch Resistance	N/A
Frost Resistance	Resistant
Mohs Hardness	5
Water Absorption	Resistant
Certifications	ISO 9001 ISO 14001 ISO 45001

TILE APPLICATION

AREA	WALL	FLOOR
Residential	•	•
Commercial	•	•
Heavy Commercial	•	
Exterior	•	

** Not defined by ANSI Standards

COMMON SEGMENTS

Hospitality	Multi-Family
Residential	Restaurant

RECOMMENDED GROUT JOINT


Rectified	1/8"
Non-Rectified	3/16"

* Not all sizes/trims are available in all colors and finishes, scan QR code for product details.



LULWORTH

FLOOR & WALL | EXTERIOR WALL | COLOR-BODY PORCELAIN | CONCRETE LOOK



Wick | VTL LUWI

Wick | 2x2
VTL LUWI MOS22

Wick | Arch
VTL LUWI ARCH

Rye | VTL LURY

Rye | 2x2
VTL LURY MOS22

Rye | Arch
VTL LURY ARCH

Ives + Wick | Rose
VTL LUIW ROSE

Windsor | VTL LUWN

Windsor | 2x2
VTL LUWN MOS22

Windsor | Arch
VTL LUWN ARCH

Devon | VTL LUDE

Devon | 2x2
VTL LUDE MOS22

Devon | Arch
VTL LUDE ARCH

Wick + Combe | Rose
VTL LUWC ROSE

Sussex | VTL LUSU

Sussex | 2x2
VTL LUSU MOS22

Sussex | Arch
VTL LUSU ARCH

Bibury | VTL LUBI

Bibury | 2x2
VTL LUBI MOS22

Bibury | Arch
VTL LUBI ARCH

Devon + Bibury | Rose
VTL LUDB ROSE

Campden | VTL LUCA

Campden | 2x2
VTL LUCA MOS22

Campden | Arch
VTL LUCA ARCH

Ives | VTL LUIV

Ives | 2x2
VTL LUIV MOS22

Ives | Arch
VTL LUIV ARCH

Henley | VTL LUHE

Henley | 2x2
VTL LUHE MOS22

Henley | Arch
VTL LUHE ARCH

Combe | VTL LUCO

Combe | 2x2
VTL LUCO MOS22

Combe | Arch
VTL LUCO ARCH



LULWORTH | Wick 12x24 & Campden 24x48

SIZE	FINISH
24" x 48" x 9mm Rectified	Matte
12" x 24" x 9mm	Matte

MOSAICS & TRIM	FINISH
12" x 12" Rose Mosaic	Matte
11" x 11" Arch Mosaic	Matte
2" x 2" Mosaic	Matte
3" x 24" Bullnose	Matte
6" x 12" Cove Base	Matte

TECHNICAL INFORMATION

- Made in USA
- Ready Ship
- V2 Slight Variation
- DCOF > 0.42

PERFORMANCE CHARACTERISTICS

Breaking Strength	≥ 350 lbf
Chemical Resistance	Resistant
DCOF	≥ 0.42
Deep Scratch Resistance	N/A
Frost Resistance	Resistant
Mohs Hardness	N/A
Water Absorption	≤ 0.5%
Certifications	N/A

TILE APPLICATION

AREA	WALL	FLOOR
Residential	•	•
Commercial	•	•
Heavy Commercial	•	
Exterior	•	

** Not defined by ANSI Standards

COMMON SEGMENTS

Corporate	Education	Government
Healthcare	Senior Living	

RECOMMENDED GROUT JOINT

Rectified	1/8"
Non-Rectified	3/16"

* Not all sizes/trims are available in all colors and finishes, scan QR code for product details.



LYRA

FLOOR & WALL | GLAZED PORCELAIN | CONCRETE LOOK



Blue | Blend
VTL LYBU BLEND



Gray | Blend
VTL LYGR BLEND



Taupe | Blend
VTL LYTA BLEND



LYRA | White Hexagon Frame, Black Hexagon and White 8x8

SIZE	FINISH
8" x 8" x 9mm	Matte
7" x 8" x 9mm Hexagon	Matte

DECOS & TRIM	FINISH
8" x 8" Acme Deco	Matte
8" x 8" Blend Deco	Matte
8" x 8" Diamond Deco	Matte
8" x 8" Escher Deco	Matte
8" x 8" Polaris Deco	Matte
8" x 8" Rococo Deco	Matte
8" x 8" Rosette Deco	Matte
8" x 8" Solar Deco	Matte
8" x 8" Trefoil Deco	Matte
8" x 8" Wayfind Deco	Matte
7" x 8" Hexagon Frame Deco	Matte
2" x 8" Bullnose	Matte

TECHNICAL INFORMATION

- Made in Turkey
- Stock | Ready Ship
- V3 Moderate Variation
- DCOF \geq 0.55
- Greenguard

PERFORMANCE CHARACTERISTICS

Breaking Strength	\geq 1300 N
Chemical Resistance	N/A
DCOF	\geq 0.55
Deep Scratch Resistance	N/A
Frost Resistance	Resistant
Mohs Hardness	N/A
Water Absorption	N/A
Certifications	Greenguard

TILE APPLICATION

AREA	WALL	FLOOR
Residential	•	•
Commercial	•	•
Heavy Commercial	•	
Exterior		

** Not defined by ANSI Standards

COMMON SEGMENTS

Corporate	Hospitality	Multi-Family
Restaurant	Retail	

RECOMMENDED GROUT JOINT

Rectified	1/8"
Non-Rectified	3/16"

* Not all sizes/trims are available in all colors and finishes, scan QR code for product details.





MALTA

FLOOR & WALL | GLAZED PORCELAIN | MARBLE LOOK



Oro | VTL MLOR



Statuary | VTL MLST

SIZE	FINISH
12" x 24" x 7.94mm	Matte
MOSAICS & TRIM	FINISH
3" x 12" Bullnose	Matte

TECHNICAL INFORMATION

	Made in USA
	Stock Ready Ship
	V3 Moderate Variation
	DCOF ≥ 0.42

PERFORMANCE CHARACTERISTICS

Breaking Strength	>275 lbs
Chemical Resistance	N/A
DCOF	≥ 0.42
Deep Scratch Resistance	N/A
Frost Resistance	N/A
Mohs Hardness	N/A
Water Absorption	< 0.5%
Certifications	N/A

TILE APPLICATION

AREA	WALL	FLOOR
Residential	•	•
Commercial	•	•
Heavy Commercial	•	
Exterior		

** Not defined by ANSI Standards

COMMON SEGMENTS

Multi-Family	Religious
Residential	
RECOMMENDED GROUT JOINT	
Rectified	1/8"
Non-Rectified	3/16"

* Not all sizes/trims are available in all colors and finishes, scan QR code for product details.




MALTA | Statuary 12x24



MARCELLO


FLOOR & WALL | EXTERIOR WALL | PORCELAIN | TERRAZZO LOOK




White | VTL MCWH



Speckled | VTL MCSP



Gray | VTL MCGR








Dark Gray | VTL MCDG

SIZE	FINISH
47" x 47" x 9mm Slab Rectified	Matte
24" x 24" x 9mm Rectified	Matte
12" x 24" x 9mm Rectified	Matte

MOSAICS & TRIM	FINISH
3" x 24" Bullnose Rectified	Matte
13" x 24" Step Tread	Matte
13" x 13" Step Tread Corner	Matte

TECHNICAL INFORMATION

	Made in Italy
	Import
	V1 Uniform Appearance
	DCOF ≥ 0.42
	LEED

PERFORMANCE CHARACTERISTICS

Breaking Strength	≥ 1300 N
Chemical Resistance	Resistant
DCOF	> 0.42
Deep Scratch Resistance	≤ 145 mm ³
Frost Resistance	Resistant
Mohs Hardness	N/A
Water Absorption	$\leq 0.1\%$
Certifications	LEED

TILE APPLICATION

AREA	WALL	FLOOR
Residential	•	•
Commercial	•	•
Heavy Commercial	•	
Exterior	•	

** Not defined by ANSI Standards

* Not all sizes/trims are available in all colors and finishes, scan QR code for product details.

COMMON SEGMENTS

Corporate	Education	Government
Healthcare	Senior Living	

RECOMMENDED GROUT JOINT

Rectified	1/8"
Non-Rectified	3/16"



MARCELLO | Gray 24x24 and White 12x24



MIDTOWN

FLOOR & WALL | EXTERIOR WALL | UNGLAZED THROUGH-BODY PORCELAIN | SOLID LOOK

SIZE

3" x 12" x 8mm

FINISH

Matte



Cream | VTL MICR



Blush | VTL MIBL



Dove | VTL MIDO



Sky | VTL MISK



Steel | VTL MIST



Sage | VTL MISA



Anthracite | VTL MIAN



Clay | VTL MICL

TECHNICAL INFORMATION



Made in Portugal



Import



V3 Moderate Variation

PERFORMANCE CHARACTERISTICS

Breaking Strength $\geq 30\text{Nmm}^2$

Chemical Resistance A-HA

DCOF N/A

Deep Scratch Resistance N/A

Frost Resistance Resistant

Mohs Hardness 7

Water Absorption $\leq 0.5\%$

Certifications Greenguard

TILE APPLICATION

AREA WALL FLOOR

Residential • •

Commercial • •

Heavy Commercial •

Exterior •

** Not defined by ANSI Standards

* Not all sizes/trims are available in all colors and finishes, scan QR code for product details.

COMMON SEGMENTS

Corporate Government Hospitality

Multi-Family Restaurant

RECOMMENDED GROUT JOINT

Rectified 1/8"

Non-Rectified 3/16"



MIDTOWN | Sage 3x12



MIDWAY | White 4x8 Urban Mix

MIDWAY

FLOOR & WALL | EXTERIOR WALL | GLAZED COLOR-BODY PORCELAIN | BRICK LOOK



White | 4x8
VTL MWWH 48




White | 4x8 Urban Mix
VTL MWWH URBAMIX48



White | 9x11 Hexagon
VTL MWWH HEX



White | 3x3 Mosaic
VTL MWWH MOS33



Red | 4x8
VTL MWRE 48



Red | 4x8 Urban Mix
VTL MWRE URBAMIX48



Red | 9x11 Hexagon
VTL MWRE HEX



Red | 3x3 Mosaic
VTL MWRE MOS33



Brown | 4x8
VTL MWBR 48




Brown | 4x8 Urban Mix
VTL MWBR URBAMIX48



Brown | 9x11 Hexagon
VTL MWBR HEX



Brown | 3x3 Mosaic
VTL MWBR MOS33



Taupe | 4x8
VTL MWTA 48



Taupe | 4x8 Urban Mix
VTL MWTA URBAMIX48



Taupe | 9x11 Hexagon
VTL MWTA HEX



Taupe | 3x3 Mosaic
VTL MWTA MOS33

TECHNICAL INFORMATION

- Made in Italy
- Stock | Import
- V4 Substantial Variation
- DCOF ≥ 0.60

PERFORMANCE CHARACTERISTICS

Breaking Strength	≥ 1300 N
Chemical Resistance	A
DCOF	> 0.60
Deep Scratch Resistance	N/A
Frost Resistance	Resistant
Mohs Hardness	N/A
Water Absorption	$\leq 0.5\%$
Certifications	N/A

TILE APPLICATION

AREA	WALL	FLOOR
Residential	•	•
Commercial	•	•
Heavy Commercial	•	
Exterior	•	

** Not defined by ANSI Standards

* Not all sizes/trims are available in all colors and finishes, scan QR code for product details.

SIZE

- 9" x 11" x 10.5mm Hexagon
- 4" x 8" x 10.5mm

FINISH

- Matte
- Matte

MOSAICS & TRIM

- 3" x 3" Mosaic
- 4" x 8" Urban Mix Decorative
- 3" x 16" Bullnose
- 4" x 16" Stair Tread

FINISH

- Matte
- Matte
- Matte
- Matte

COMMON SEGMENTS

- Corporate
- Multi-Family
- Residential
- Retail


RECOMMENDED GROUT JOINT

- Rectified 1/8"
- Non-Rectified 3/16"



MINKE

FLOOR & WALL | EXTERIOR WALL | GLAZED PORCELAIN | WOOD LOOK



MINKE | Brown Intarsio Deco 24x24 Matte and Textured and White 12x24

SIZE	FINISH
48" x 48" x 10mm Slab Rectified	Matte
24" x 48" x 10mm Rectified	Matte
24" x 24" x 10mm Rectified	Matte
12" x 48" x 10mm Rectified	Matte
12" x 24" x 10mm Rectified	Matte
9" x 11" x 10mm Hexagon	Matte

MOSAICS & TRIM	FINISH
48" x 48" Intarsio Deco Slab Rectified	Matte
24" x 24" Intarsio Deco. Rectified	Matte
24" x 24" Intarsio Deco. Textured Rectified	Matte
12" x 24" Intarsio Deco. Textured Rectified	Matte
12" x 24" Bacchette Mosaic	Matte
12" x 12" Intreccio Mosaic	Matte
12" x 12" Losanga Mosaic	Matte
3" x 24" Bullnose Rectified	Matte
12" x 48" Costa Retta Rectified	Matte

TECHNICAL INFORMATION

- Made in Italy
- Stock | Import
- V1 Uniform Appearance
- DCOF ≥ 0.42

PERFORMANCE CHARACTERISTICS

Breaking Strength	$\geq 1300N$
Chemical Resistance	A-LA-HA
DCOF	>0.42
Deep Scratch Resistance	N/A
Frost Resistance	Resistant
Mohs Hardness	N/A
Water Absorption	$\leq 0.1\%$
Certifications	N/A

TILE APPLICATION

AREA	WALL	FLOOR
Residential	•	•
Commercial	•	•
Heavy Commercial	•	
Exterior	•	

** Not defined by ANSI Standards

COMMON SEGMENTS

Corporate	Healthcare	Multi-Family
Residential	Senior Living	

RECOMMENDED GROUT JOINT

Rectified	1/8"
Non-Rectified	3/16"

* Not all sizes/trims are available in all colors and finishes, scan QR code for product details.



MODENA | Neutral


FLOOR & WALL | EXTERIOR WALL | PORCELAIN | CONCRETE LOOK




White A | VTL MDWA



White A | 3x6
VTL MDWA MOS36



White A | 3x3
VTL MDWA MOS33



White A | 1x1
VTL MDWA MOS11




Beige A | VTL MDBA



Beige A | 3x6
VTL MDBA MOS36



Beige A | 3x3
VTL MDBA MOS33




Beige A | 1x1
VTL MDBA MOS11



Gray A | VTL MDGA




Gray A | 3x6
VTL MDGA MOS36



Gray A | 3x3
VTL MDGA MOS33



Gray A | 1x1
VTL MDGA MOS11




Ash A | VTL MDAA



Ash A | 3x6
VTL MDAA MOS36



Ash A | 3x3
VTL MDAA MOS33



Ash A | 1x1
VTL MDAA MOS11



MODENA | Beige A 12x24

SIZE

48" x 96" x 6mm Slab Rectified	Matte
48" x 96" x 6mm Slab R+PTV Rectified	Bush-Hammered
48" x 48" x 6mm Slab Rectified	Matte
48" x 48" x 6mm Slab R+PTV Rectified	Bush-Hammered
24" x 48" x 6mm Rectified	Matte
24" x 48" x 9mm Rectified	Matte Satin/Semi-Matte
24" x 48" x 9mm R+PTV Rectified	Bush-Hammered
24" x 48" x 20mm Textured Rectified	Bush-Hammered
32" x 32" x 9mm Rectified	Matte Satin/Semi-Matte
24" x 24" x 9mm Rectified	Matte Satin/Semi-Matte
24" x 24" x 9mm R+PTV Rectified	Bush-Hammered
24" x 24" x 9mm Textured Rectified	Bush-Hammered
12" x 24" x 9mm Rectified	Matte Satin/Semi-Matte
12" x 24" x 9mm R+PTV Rectified	Bush-Hammered
12" x 24" x 9mm Textured Rectified	Bush-Hammered

FINISH

MOSAICS & TRIM

3" x 6" Mosaic	Matte Satin/Semi-Matte
3" x 6" Mosaic 6mm	Matte
3" x 3" Mosaic	Matte
1" x 1" Mosaic	Matte Satin/Semi-Matte
13" x 47" Gradino	Matte Satin/Semi-Matte
13" x 47" Angolo Gradino Left	Matte Satin/Semi-Matte
13" x 47" Angolo Gradino Right	Matte Satin/Semi-Matte
2" x 24" Bullnose	Matte Satin/Semi-Matte
2" x 24" Bullnose 6mm	Matte

FINISH

TECHNICAL INFORMATION

Made in Italy
Import
V2 Slight Variation
DCOF ≥ 0.42

PERFORMANCE CHARACTERISTICS

Finish	Bush-Hammered Matte	Satin Semi-Matte
Breaking Strength	2200 N	2200 N
Chemical Resistance	UA-ULA-UHA	UA-ULA-ULB-UHA-UHB
DCOF	> 0.42	> 0.42
Deep Scratch Resistance	140mm ³	140mm ³
Frost Resistance	Resistant	Resistant
Mohs Hardness	N/A	N/A
Water Absorption	0.0008	0.0008
Certifications	N/A	N/A

TILE APPLICATION

AREA	WALL	FLOOR
Residential	•	•
Commercial	•	•
Heavy Commercial	•	•
Exterior	•	

** Not defined by ANSI Standards

COMMON SEGMENTS

Corporate	Education	Government
-----------	-----------	------------

RECOMMENDED GROUT JOINT

Rectified 1/8"	Non-Rectified 3/16"
------------------	-----------------------

* Not all sizes/trims are available in all colors and finishes, scan QR code for product details.







MODENA | Seafoam 48x112, Brown 48x112 and Ash A 32x32

MODENA | Color

WALL | PORCELAIN | CONCRETE LOOK



Pink | VTL MDPI



Purple | VTL MDPU



Red | VTL MDRE



Sand | VTL MDSA



Brown | VTL MDBR



Orange | VTL MDOR



Light Blue | VTL MDLB



Teal | VTL MDTE



Seafoam | VTL MDSF



Blue | VTL MDBL

SIZE	FINISH
48" x 112" x 6mm Slab Rectified	Gloss Matte
48" x 96" x 6mm Slab Rectified	Gloss Matte
48" x 48" x 6mm Slab Rectified	Gloss Matte
24" x 48" x 6mm Slab Rectified	Gloss Matte

TECHNICAL INFORMATION

	Made in Italy
	Import
	V1 Uniform Appearance
	DCOF ≥ 0.42

PERFORMANCE CHARACTERISTICS

Breaking Strength	1350 N
Chemical Resistance	UA-ULA
DCOF	> 0.42
Deep Scratch Resistance	140mm ³
Frost Resistance	Resistant
Mohs Hardness	N/A
Water Absorption	0.0008
Certifications	N/A

TILE APPLICATION

AREA	WALL	FLOOR
Residential	•	
Commercial	•	
Heavy Commercial	•	
Exterior		

** Not defined by ANSI Standards

* Not all sizes/trims are available in all colors and finishes, scan QR code for product details.

COMMON SEGMENTS

Corporate	Education	Government
-----------	-----------	------------

RECOMMENDED GROUT JOINT

Rectified	1/8"
Non-Rectified	3/16"






MONDO | Moca 24x24, Charcoal 12x24, Light 12x24 and Multicolor Mix Mosaic

MONDO

INTERIOR AND EXTERIOR FLOOR & WALL | GLAZED COLOR-BODY PORCELAIN | MARBLE LOOK



Light | VTL MNLI

Light | 3D
VTL MNLI MOS3D

Light | 2x2
VTL MNLI MOS22

Multicolor | Mix
VTL MNMU MOSMIX

Beige | VTL MNBE

Beige | 3D
VTL MNBE MOS3D

Beige | 2x2
VTL MNBE MOS22

Silver | VTL MNSI

Silver | 3D
VTL MNSI MOS3D

Silver | 2x2
VTL MNSI MOS22

Moca | VTL MNMO

Moca | 3D
VTL MNMO MOS3D

Moca | 2x2
VTL MNMO MOS22

Charcoal | VTL MNCH

Charcoal | 3D
VTL MNCH MOS3D

Charcoal | 2x2
VTL MNCH MOS22

TECHNICAL INFORMATION

- Made in Italy
- Stock | Import
- V2 Slight Variation
- DCOF ≥ 0.42

PERFORMANCE CHARACTERISTICS

Breaking Strength	≥ 1300 N
Chemical Resistance	A-LA-HA
DCOF	> 0.42
Deep Scratch Resistance	N/A
Frost Resistance	Resistant
Mohs Hardness	> 6
Water Absorption	$\leq 0.1\%$
Certifications	N/A

TILE APPLICATION

AREA	WALL	FLOOR
Residential	•	•
Commercial	•	•
Heavy Commercial	•	
Exterior	•	•

** Not defined by ANSI Standards

* Not all sizes/trims are available in all colors and finishes, scan QR code for product details.

SIZE FINISH

48" x 48" x 10mm Slab Rectified	Matte
40" x 40" x 8.5mm Rectified	Matte
24" x 48" x 10mm Rectified	Matte
24" x 48" x 19mm Rock Rectified	Bush-Hammered
24" x 48" x 10mm Satin Rectified	Satin
24" x 24" x 10mm Rectified	Matte
24" x 24" x 10mm Rock Rectified	Bush-Hammered
24" x 24" x 10mm Satin Rectified	Satin
12" x 24" x 10mm Rectified	Matte
12" x 24" x 10mm Rock Rectified	Bush-Hammered
12" x 24" x 10mm Satin Rectified	Satin

MOSAICS & TRIM FINISH

12" x 24" 3D Mosaic Rectified	Matte
12" x 17" Mix Mosaic Rectified	Matte
2" x 2" Mosaic Rectified	Matte
3" x 40" Bullnose Rectified	Matte
3" x 24" Bullnose Rectified	Matte
12" x 48" Gradone Costa Retta Rect.	Matte
12" x 48" Gradone Square Assemblato Rectified	Matte
12" x 24" Step Rectified	Matte
6" x 24" Elemento L Rectified	Matte

COMMON SEGMENTS

Education	Hospitality
Government	Restaurant

RECOMMENDED GROUT JOINT

Rectified	1/8"
Non-Rectified	3/16"



MOOD

WALL | GLAZED CERAMIC | ZELLIGE LOOK



White | 5x5
VTL MOWH 55



White | 3x5
VTL MOWH 255



White | 4x6 Diamond
VTL MOWH DIAMOND




Mink | 5x5
VTL MOMK 55



Mink | 3x5
VTL MOMK 255



Mink | 4x6 Diamond
VTL MOMK DIAMOND



Rose | 5x5
VTL MORO 55



Rose | 3x5
VTL MORO 255



Rose | 4x6 Diamond
VTL MORO DIAMOND




Turquoise | 5x5
VTL MOTU 55



Turquoise | 3x5
VTL MOTU 255



Turquoise | 4x6 Diamond
VTL MOTU DIAMOND



Wine | 5x5
VTL MOWI 55



Wine | 3x5
VTL MOWI 255



Wine | 4x6 Diamond
VTL MOWI DIAMOND



Denim | 5x5
VTL MODE 55



Denim | 3x5
VTL MODE 255



Denim | 4x6 Diamond
VTL MODE DIAMOND



Avocado | 5x5
VTL MOAV 55



Avocado | 3x5
VTL MOAV 255



Avocado | 4x6 Diamond
VTL MOAV DIAMOND



Cobalt | 5x5
VTL MOCO 55



Cobalt | 3x5
VTL MOCO 255



Cobalt | 4x6 Diamond
VTL MOCO DIAMOND



Midnight | 5x5
VTL MOMI 55



Midnight | 3x5
VTL MOMI 255



Midnight | 4x6 Diamond
VTL MOMI DIAMOND



MOOD | White 4x6 Diamond

SIZE

5" x 5" x 9mm

4" x 6" x 9mm Diamond

3" x 5" x 9mm

FINISH

Gloss

Gloss

Gloss

TECHNICAL INFORMATION

Made in Portugal

Import

V4 Substantial Variation

PERFORMANCE CHARACTERISTICS

Breaking Strength ≥ 13 N/mm²

Chemical Resistance A-LA

DCOF N/A

Deep Scratch Resistance N/A

Frost Resistance N/A

Mohs Hardness N/A

Water Absorption 0,15

Certifications N/A

TILE APPLICATION

AREA WALL FLOOR

Residential •

Commercial •

Heavy Commercial •

Exterior

** Not defined by ANSI Standards

COMMON SEGMENTS

Corporate Education Hospitality

Multi-Family Restaurant

RECOMMENDED GROUT JOINT

Rectified 1/8"

Non-Rectified 3/16"


* Not all sizes/trims are available in all colors and finishes, scan QR code for product details.





NORRIS

FLOOR & WALL | EXTERIOR WALL | GLAZED COLOR-BODY PORCELAIN | TRAVERTINE LOOK



White | VTL NOWH



White | 3x8 Brick
VTL NOWH BRICK




White | 2x2
VTL NOWH MOS22




Beige | VTL NOBE




Beige | 3x8 Brick
VTL NOBE BRICK



Beige | 2x2
VTL NOBE MOS22




Gray | VTL NOGR




Gray | 3x8 Brick
VTL NOGR BRICK




Gray | 2x2
VTL NOGR MOS22



Black | VTL NOBL



Black | 3x8 Brick
VTL NOBL BRICK



Black | 2x2
VTL NOBL MOS22

SIZE	FINISH
24" x 47" x 9mm Rectified	Matte
24" x 24" x 9mm Rectified	Matte
12" x 24" x 9mm Rectified	Matte

MOSAICS & TRIM	FINISH
3" x 8" Brick Mosaic	Matte
2" x 2" Mosaic	Matte
3" x 24" Bullnose Rectified	Matte
6" x 12" Covebase Rectified	Matte

NORRIS | White 24x48

TECHNICAL INFORMATION

Made in USA
Stock Ready Ship
V2 Slight Variation
DCOF ≥ 0.42

PERFORMANCE CHARACTERISTICS

Breaking Strength	≥ 400 lbs
Chemical Resistance	Resistant
DCOF	> 0.42
Deep Scratch Resistance	N/A
Frost Resistance	Resistant
Mohs Hardness	N/A
Water Absorption	$\leq 0.5\%$
Certifications	N/A

TILE APPLICATION

AREA	WALL	FLOOR
Residential	•	•
Commercial	•	•
Heavy Commercial	•	
Exterior	•	

** Not defined by ANSI Standards

* Not all sizes/trims are available in all colors and finishes, scan QR code for product details.

COMMON SEGMENTS

Corporate	Education	Healthcare
Hospitality	Multi-Family	



RECOMMENDED GROUT JOINT

Rectified	1/8"
Non-Rectified	3/16"



OPTIX | Floor & Wall

FLOOR & WALL | EXTERIOR WALL | GLAZED COLOR-BODY PORCELAIN | CONCRETE LOOK



SIZE	FINISH
24" x 47" x 9mm Rectified	Matte
24" x 24" x 9mm Rectified	Matte
24" x 24" x 9mm	Silk
12" x 24" x 9mm Rectified	Matte Silk
47" x 110" x 6mm Pattern Rectified	Matte

MOSAICS & TRIM	FINISH
12" x 14" Angle Mosaic	Matte Silk
2" x 2" Mosaic	Matte
3" x 24" Bullnose	Matte Silk
13" x 47" Scalino	Matte Silk
13" x 47" Elemento L Grip	Bush-Hammered
13" x 24" Scalino	Matte Silk
12" x 24" Gradino	Matte Silk
13" x 13" Scalino Angolare	Matte Silk
3" x 12" Bullnose Left & Right Sagomato	Silk
3" x 12" Sagomato Left & Right	Matte
1" x 47" Corner	Matte

TECHNICAL INFORMATION

- Made in Italy
- Stock | Import
- V2 Slight Variation
- DCOF ≥ 0.42
- LEED, EPD, PEF, FDES, HPE, UPEC

PERFORMANCE CHARACTERISTICS

Breaking Strength	≥ 1500 N
Chemical Resistance	A
DCOF	> 0.42
Deep Scratch Resistance	≤ 150 mm3
Frost Resistance	Resistant
Mohs Hardness	N/A
Water Absorption	$\leq 0.1\%$
Certifications	LEED, EPD, PEF, FDES, HPE, UPEC

TILE APPLICATION

AREA	WALL	FLOOR
Residential	•	•
Commercial	•	•
Heavy Commercial	•	
Exterior	•	

** Not defined by ANSI Standards

COMMON SEGMENTS

Healthcare	Hospitality
Restaurant	Senior Living

RECOMMENDED GROUT JOINT

Rectified	1/8"
Non-Rectified	3/16"

* Not all sizes/trims are available in all colors and finishes, scan QR code for product details.



OPTIX | Wall

WALL | GLAZED CERAMIC | CONCRETE LOOK



SIZE	FINISH
20" x 47" x 8.5mm Rectified Wall	Matte

MOSAICS & TRIM	FINISH
12" x 13" Illusion Mosaic	Matte
12" x 12" Arrow Mosaic	Matte
0.625" x 0.625" Mosaic Mini	Matte
1" x 20" Corner	Matte
0.375" x 0.375" Corner A.E.	Matte



TECHNICAL INFORMATION

- Made in Italy
- Stock | Import
- V2 Slight Variation
- EPD | PEF | FDES | HPD

PERFORMANCE CHARACTERISTICS

Breaking Strength	≥1500 N
Chemical Resistance	A
DCOF	>0.42
Deep Scratch Resistance	≤ 150mm3
Frost Resistance	Resistant
Mohs Hardness	N/A
Water Absorption	≤0.1%
Certifications	EPD PEF FDES HPD

TILE APPLICATION

AREA	WALL	FLOOR
Residential	•	
Commercial	•	
Heavy Commercial	•	
Exterior		
** Not defined by ANSI Standards		

COMMON SEGMENTS

Healthcare	Hospitality
Restaurant	Senior Living

RECOMMENDED GROUT JOINT


Rectified	1/8"
Non-Rectified	3/16"

* Not all sizes/trims are available in all colors and finishes, scan QR code for product details.



ORGANIC ROOTS

FLOOR & WALL | EXTERIOR WALL | COLOR-BODY PORCELAIN | CONCRETE LOOK



ORGANIC ROOTS | Black & White 24x48 and Blue Origin Mosaic

SIZE	FINISH
24" x 48" x 9mm Rectified	Matte
12" x 24" x 9mm	Matte
3" x 12" x 9mm	Matte

MOSAICS & TRIM	FINISH
12" x 12" Origin Mosaic	Matte
2" x 2" Mosaic	Matte
3" x 24" Bullnose	Matte
6" x 12" Cove Base	Matte

TECHNICAL INFORMATION

- Made in USA
- Ready Ship
- V2 Slight Variation
- DCOF > 0.42
- HPD | EPD | Greenguard | VOC Free

PERFORMANCE CHARACTERISTICS

Breaking Strength	≥ 350 lbf
Chemical Resistance	Resistant
DCOF	> 0.42
Deep Scratch Resistance	N/A
Frost Resistance	Resistant
Mohs Hardness	N/A
Water Absorption	≤ 0.5%
Certifications	HPD EPD Greenguard VOC Free

TILE APPLICATION

AREA	WALL	FLOOR
Residential	•	•
Commercial	•	•
Heavy Commercial	•	
Exterior	•	

** Not defined by ANSI Standards

COMMON SEGMENTS

Corporate	Education
Government	

RECOMMENDED GROUT JOINT

Rectified	1/8"
Non-Rectified	3/16"

* Not all sizes/trims are available in all colors and finishes, scan QR code for product details.





OUTPOST

FLOOR & WALL | EXTERIOR WALL | PORCELAIN | CONCRETE LOOK




White | VTL OPWH



White | 2x2
VTL OPWH MOS22




Light Gray | VTL OPLG




Light Gray | 2x2
VTL OPLG MOS22




Dark Gray | VTL OPDG



Dark Gray | 2x2
VTL OPDG MOS22



Black | VTL OPBK



Black | 2x2
VTL OPBK MOS22

SIZE	FINISH
24" x 48" x 20mm Rectified	Bush-Hammered
24" x 24" x 20mm Rectified	Matte
24" x 24" x 8mm	Bush-Hammered
12" x 24" x 8mm	Matte

MOSAICS & TRIM	FINISH
2" x 2" Mosaic	Matte
3" x 12" Bullnose	Matte
6" x 12" Cove Base	Matte
12" x 24" 2cm Bullnose Coping Rect.	Bush-Hammered
12" x 24" 2cm Ease Edge Coping Rect.	Bush-Hammered
12" x 24" L-Shaped Coping Rectified	Bush-Hammered
12" x 24" Stair Tread Coping Rectified	Bush-Hammered

TECHNICAL INFORMATION



Made in USA



Ready Ship



DCOF ≥ 0.42



Carbon Neutral

PERFORMANCE CHARACTERISTICS

Breaking Strength ≥ 300 lbf

Chemical Resistance Resistant

DCOF ≥ 0.42

Deep Scratch Resistance N/A

Frost Resistance Resistant

Mohs Hardness N/A

Water Absorption ≤0.4%

Certifications Carbon Neutral

TILE APPLICATION

AREA	WALL	FLOOR
Residential	•	•
Commercial	•	•
Heavy Commercial	•	
Exterior	•	

** Not defined by ANSI Standards

COMMON SEGMENTS

Education Government Hospitality

Multi-Family Restaurant

RECOMMENDED GROUT JOINT

Rectified 1/8"

Non-Rectified 3/16"

*Not all sizes/trims are available in all colors and finishes, scan QR code for product details.






PARKETTE

INTERIOR AND EXTERIOR FLOOR & WALL | QUARRY | TERRACOTTA LOOK



Stone | VTL PAST



Gray | VTL PAGR



Silver Flash | VTL PASV



Ash Flash | VTL PAAS




Burnt | VTL PABU




Red | VTL PARD



Sienna Flash | VTL PASI



Autumn | VTL PAAU



Mahogany | VTL PAMA

SIZE	FINISH
8" x 8" x 12.7mm	Matte
8" x 8" x 12.7mm Abrasive	Matte
6" x 6" x 12.7mm	Matte
6" x 6" x 12.7mm Abrasive	Matte
6" x 6" x 12.7mm Tread	Matte

MOSAICS & TRIM	FINISH
8" x 8" Bullnose	Matte
8" x 8" Bullnose Out Corner	Matte
6" x 6" Bullnose	Matte
6" x 6" Bullnose Abrasive	Matte
6" x 6" Bullnose Corner	Matte
6" x 6" Bullnose Out Corner	Matte
6" x 6" Cove Base	Matte
5" x 8" Cove Base	Matte
5" x 6" Cove Base Out Corner	Matte
5" x 6" Round Top Cove Base	Matte
5" x 6" Round Top Cove Base Corner Right	Matte
5" x 6" Round Top Cove Base Corner Left	Matte
1" x 6" Cove Base Incorner	Matte
1" x 6" Cove Base Outcorner	Matte
1" x 5" Cove Base Inside Corner	Matte

PARKETTE | Sienna Flash 6x6

TECHNICAL INFORMATION

	Made in USA
	Stock Ready Ship
	V3 Moderate Variation
	V4 Substantial Variation
	Matte DCOF ≥ 0.42 - ≥ 0.60 Abrasive & Tread DCOF ≥ 0.65

PERFORMANCE CHARACTERISTICS

Breaking Strength	> 350 - 400 lbs
Chemical Resistance	Resistant
DCOF	≥ 0.42 - ≥ 0.65
Deep Scratch Resistance	N/A
Frost Resistance	Resistant
Mohs Hardness	7
Water Absorption	< 3.0%
Certifications	N/A

TILE APPLICATION

AREA	WALL	FLOOR
Residential	•	•
Commercial	•	•
Heavy Commercial	•	
Exterior	•	•

** Not defined by ANSI Standards

* Not all sizes/trims are available in all colors and finishes, scan QR code for product details.

COMMON SEGMENTS

Corporate	Education
Hospitality	Restaurant

RECOMMENDED GROUT JOINT

Rectified	1/8"
Non-Rectified	3/16"





PENRHYN

FLOOR & WALL | EXTERIOR WALL | GLAZED COLOR-BODY PORCELAIN | SLATE LOOK



Beach | VTL PNBE



Beach | 2x2
VTL PNBE MOS22



Sea Floor | VTL PNSF



Sea Floor | 2x2
VTL PNSF MOS22




Pebble | VTL PNPE



Pebble | 2x2
VTL PNPE MOS22



Volcano | VTL PNVO



Volcano | 2x2
VTL PNVO MOS22

SIZE	FINISH
24" x 24" x 9mm Rectified	Matte
12" x 24" x 9mm Rectified	Matte

MOSAICS & TRIM	FINISH
2" x 2" Mosaic	Matte
3" x 24" Bullnose Rectified	Matte
6" x 12" Cove Base Rectified	Matte

TECHNICAL INFORMATION

	Made in USA
	Stock Ready Ship
	V4 Substantial Variation
	DCOF > 0.42
	LEED HPD

PERFORMANCE CHARACTERISTICS

Breaking Strength	≥ 400 lbs
Chemical Resistance	Resistant
DCOF	> 0.42
Deep Scratch Resistance	N/A
Frost Resistance	Resistant
Mohs Hardness	N/A
Water Absorption	≤0.5%
Certifications	LEED HPD

TILE APPLICATION

AREA	WALL	FLOOR
Residential	•	•
Commercial	•	•
Heavy Commercial	•	
Exterior	•	

** Not defined by ANSI Standards

*Not all sizes/trims are available in all colors and finishes, scan QR code for product details.

COMMON SEGMENTS

Education	Healthcare	Hospitality
Restaurant	Senior Living	

RECOMMENDED GROUT JOINT


Rectified	1/8"
Non-Rectified	3/16"



PENRHYN | Pebble 12x24

PERSIA

INTERIOR AND EXTERIOR FLOOR & WALL | GLAZED COLOR-BODY PORCELAIN | CONCRETE LOOK



PERSIA | Black 8" Hexagon & Cream 2x2 Hexagon Mosaic

SIZE	FINISH
24" x 24" x 7.94mm Rectified	Matte
12" x 24" x 7.94mm Rectified	Matte
8" x 8" x 7.94mm Hexagon Rectified	Matte

MOSAICS & TRIM	FINISH
8" x 8" Decorative Rectified	Matte
2" x 2" Hexagon Mosaic	Matte
3" x 24" Bullnose	Matte
6" x 12" Cove Base	Matte
1" x 6" Cove Base Out Corner	Matte

TECHNICAL INFORMATION

	Made in USA
	Stock
	V2 Slight Variation
	DCOF ≥ 0.60

PERFORMANCE CHARACTERISTICS

Breaking Strength	> 275 lbs
Chemical Resistance	Resistant
DCOF	≥ 0.60
Deep Scratch Resistance	N/A
Frost Resistance	N/A
Mohs Hardness	8
Water Absorption	≤ 0.5%
Certifications	N/A

TILE APPLICATION

AREA	WALL	FLOOR
Residential	•	•
Commercial	•	•
Heavy Commercial	•	•
Exterior	•	•

** Not defined by ANSI Standards

COMMON SEGMENTS

Corporate	Education	Hospitality
Multi-Family	Residential	

RECOMMENDED GROUT JOINT

Rectified	1/8"
Non-Rectified	3/16"

* Not all sizes/trims are available in all colors and finishes, scan QR code for product details.



PICCADILLY

INTERIOR AND EXTERIOR FLOOR & WALL | GLAZED PORCELAIN | LIMESTONE LOOK

White VTL PIWH V2	White Straight VTL PIWH STRAIGHT	White Groove VTL PIWH GROOVER	White 2x2 VTL PIWH MOS22
Cloud VTL PICL V3	Cloud Straight VTL PICL STRAIGHT	Cloud Groove VTL PICL GROOVER	Cloud 2x2 VTL PICL MOS22
Cream VTL PICR V2	Cream Straight VTL PICR STRAIGHT	Cream Groove VTL PICR GROOVER	Cream 2x2 VTL PICR MOS22
Fog VTL PIFG V2	Fog Straight VTL PIFG STRAIGHT	Fog Groove VTL PIFG GROOVER	Fog 2x2 VTL PIFG MOS22
Aggregate VTL PIAG V2	Aggregate Straight VTL PIAG STRAIGHT	Aggregate Groove VTL PIAG GROOVER	Aggregate 2x2 VTL PIAG MOS22
Storm VTL PIST V3	Storm Straight VTL PIST STRAIGHT	Storm Groove VTL PIST GROOVER	Storm 2x2 VTL PIST MOS22
Slate VTL PISL V2	Slate Straight VTL PISL STRAIGHT	Slate Groove VTL PISL GROOVER	Slate 2x2 VTL PISL MOS22



PICCADILLY | Aggregate 24x24 and 48x110, and White 24x47

SIZE

63" x 126" x 6mm Slab Rectified	Matte
47" x 110" x 6mm Slab Rectified	Matte
47" x 47" x 9mm Rectified	Matte
32" x 32" x 9mm Rectified	Matte
32" x 32" x 20mm Textured Rectified	Bush-Hammered
24" x 47" x 9mm Rectified	Matte
24" x 47" x 9mm Grip Rectified	Bush-Hammered
24" x 47" x 20mm Textured Rectified	Bush-Hammered
24" x 36" x 20mm Textured Rectified	Bush-Hammered
24" x 24" x 9mm Rectified	Matte
24" x 24" x 20mm Textured Rectified	Bush-Hammered
24" x 24" x 30mm Textured Rectified	Bush-Hammered
16" x 24" x 9mm Rectified	Matte
12" x 24" x 9mm Rectified	Matte
8" x 24" x 9mm Rectified	Matte
4" x 24" x 9mm Rectified	Matte

FINISH

MOSAICS & TRIM

2" x 2" Mosaic	Matte
24" x 47" Straight Decorative Rectified	Matte
24" x 47" Groove Decorative Rectified	Matte
3" x 24" Bullnose	Matte
13" x 47" Step Tread	Matte
13" x 24" Step Tread	Matte
13" x 13" Step Tread Corners Rect.	Matte
13" x 13" Step Tread Corner	Matte

FINISH



TECHNICAL INFORMATION

	Made in Italy
	Stock Import
	V2 Slight Variation
	V3 Moderate Variation
	Matte DCOF ≥0.42 Bush- Hammered DCOF ≥ 0.55
	LEED

PERFORMANCE CHARACTERISTICS

Thickness	9mm	20mm
Breaking Strength	≥ 1300N	> 10000N
Chemical Resistance	Resistant	Resistant
DCOF	> 0.42	> 0.55
Deep Scratch Resistance	≤145 mm3	≤145 mm3
Frost Resistance	Resistant	Resistant
Mohs Hardness	N/A	N/A
Water Absorption	≤ 0.1%	≤ 0.1%
Certifications	LEED	LEED

TILE APPLICATION

AREA	WALL	FLOOR
Residential	•	•
Commercial	•	•
Heavy Commercial	•	
Exterior	•	•

** Not defined by ANSI Standards

COMMON SEGMENTS

Corporate	Healthcare
Retail	Senior Living

RECOMMENDED GROUT JOINT

Rectified	1/8"
Non-Rectified	3/16"

* Not all sizes/trims are available in all colors and finishes, scan QR code for product details.





PORTLAND

INTERIOR AND EXTERIOR FLOOR & WALL | PORCELAIN | CONCRETE LOOK



White | VTL PLWH



Beige | VTL PLBE








Light Gray | VTL PLLG

SIZE	FINISH
24" x 24" x 9mm Rectified	Matte
12" x 24" x 9mm Rectified	Matte

MOSAICS & TRIM	FINISH
3" x 24" Bullnose	Matte

TECHNICAL INFORMATION

	Made in Italy
	Import
	V2 Slight Variation
	DCOF ≥ 0.42
	LEED

PERFORMANCE CHARACTERISTICS

Breaking Strength	≥ 1300 N
Chemical Resistance	Resistant
DCOF	> 0.42
Deep Scratch Resistance	≤ 145 mm ³
Frost Resistance	Resistant
Mohs Hardness	N/A
Water Absorption	$\leq 0.1\%$
Certifications	LEED

TILE APPLICATION

AREA	WALL	FLOOR
Residential	•	•
Commercial	•	•
Heavy Commercial	•	
Exterior	•	•

** Not defined by ANSI Standards

* Not all sizes/trims are available in all colors and finishes, scan QR code for product details.

COMMON SEGMENTS

Corporate	Education	Healthcare
Hospitality	Multi-Family	

RECOMMENDED GROUT JOINT

Rectified	1/8"
Non-Rectified	3/16"




PORTLAND | Light Gray 24x24 and White 24x24




PRISM


INTERIOR & EXTERIOR FLOOR & WALL | COLOR-BODY PORCELAIN | CONCRETE LOOK



White | VTL PRWH



Beige | VTL PRBE



Light Gray | VTL PRLG



Medium Gray | VTL PRMG

SIZE	FINISH
24" x 24" x 7.94mm Rectified	Matte
24" x 24" x 7.94mm Light Polished Rect.	Semi-Polished
12" x 24" x 7.94mm Rectified	Matte
12" x 24" x 7.94mm Light Polished Rect.	Semi-Polished

MOSAICS & TRIM	FINISH
3" x 24" Bullnose Rectified	Matte
6" x 12" Cove Base	Matte
1" x 6" Cove Base Corner	Matte

TECHNICAL INFORMATION

	Made in USA
	Made in Mexico
	Ready Ship
	V2 Slight Variation
	DCOF ≥ 0.60

PERFORMANCE CHARACTERISTICS

Breaking Strength	> 275 lbs
Chemical Resistance	Resistant
DCOF	≥ 0.60
Deep Scratch Resistance	N/A
Frost Resistance	N/A
Mohs Hardness	8
Water Absorption	< 0.5
Certifications	N/A

TILE APPLICATION

AREA	WALL	FLOOR
Residential	•	•
Commercial	•	•
Heavy Commercial	•	
Exterior	•	•

** Not defined by ANSI Standards

*Not all sizes/trims are available in all colors and finishes, scan QR code for product details.

COMMON SEGMENTS

Corporate	Education	Government
-----------	-----------	------------

RECOMMENDED GROUT JOINT

Rectified	1/8"
Non-Rectified	3/16"




PRISM | Medium Gray 12x24



PURITY | Elegance 48x48 and Royal 48x110

PURITY

FLOOR & WALL | EXTERIOR WALL | COLOR-BODY PORCELAIN | MARBLE LOOK



SIZE	FINISH
48" x 110" x 6mm Rectified	Matte Polished
48" x 110" x 6mm Bookmatch A Rect.	Polished
48" x 110" x 6mm Bookmatch B Rect.	Polished
48" x 48" x 10mm Rectified	Matte Polished
32" x 96" x 12mm Pre-Fab 12mm Slab	Matte
24" x 48" x 8mm Rectified	Polished
12" x 24" x 10mm Rectified	Matte Polished
3" x 12" x 10mm	Polished

MOSAICS & TRIM	FINISH
2" x 2" Mosaic	Matte Polished
2" x 2" Hexagon Mosaic	Matte Polished
3" x 12" Bullnose	Matte Polished

TECHNICAL INFORMATION

- Made in USA
- Stock | Ready Ship
- DCOF ≥0.42

PERFORMANCE CHARACTERISTICS

	8mm 10mm 12mm	6mm
Thickness	8mm 10mm 12mm	6mm
Breaking Strength	≥300 lbf	≥250 lbf
Chemical Resistance	Resistant	Resistant
DCOF	≥0.42	≥0.42
Deep Scratch Resistance	N/A	N/A
Frost Resistance	Resistant	Resistant
Mohs Hardness	N/A	N/A
Water Absorption	≤ 0.4%	≤ 0.4%
Certifications	N/A	N/A

TILE APPLICATION

AREA	WALL	FLOOR
Residential	•	•
Commercial	•	•
Heavy Commercial	•	
Exterior	•	

** Not defined by ANSI Standards

* Not all sizes/trims are available in all colors and finishes, scan QR code for product details.

COMMON SEGMENTS

Corporate	Government	Multi-Family
Residential	Retail	

RECOMMENDED GROUT JOINT

Rectified	1/8"
Non-Rectified	3/16"






REIGN | Cross Ivory 40x40, and Vein Ivory 24x48 and Hex Mosaic

REIGN

INTERIOR AND EXTERIOR FLOOR & WALL | GLAZED COLOR-BODY PORCELAIN | TRAVERTINE LOOK



Cross Ivory | VTL RGCI



Cross Cream | VTL RGCC



Cross Gray | VTL RGCG



Vein Ivory | VTL RGVI




Vein Cream | VTL RGVC



Vein Gray | VTL RGVG




Vein Ivory Rule | VTL RGVI RULE



Vein Cream Rule | VTL RGVC RULE




Vein Gray Rule | VTL RGVG RULE



Cross Ivory | 2x2
VTL RGCI MOS22



Cross Ivory | Hex
VTL RGCI HEX



Cross Cream | 2x2
VTL RGCC MOS22




Cross Cream | Hex
VTL RGCC HEX



Cross Gray | 2x2
VTL RGCG MOS22




Cross Gray | Hex
VTL RGCG HEX



Vein Ivory | 2x2
VTL RGVI MOS22



Vein Ivory | Hex
VTL RGVI HEX



Vein Cream | 2x2
VTL RGVC MOS22



Vein Cream | Hex
VTL RGVC HEX



Vein Gray | 2x2
VTL RGVG MOS22



Vein Gray | Hex
VTL RGVG HEX

SIZE	FINISH
48" x 48" x 9.5mm Rectified	Matte
40" x 40" x 8.5mm Rectified	Matte
40" x 40" x 8.5mm Grip Rectified	Bush-Hammered
40" x 40" x 8.5mm Semi-Rectified	Semi-Polished
24" x 48" x 9.5mm Rectified	Matte
24" x 48" x 9.5mm Semi-Rectified	Semi-Polished
24" x 24" x 9.5mm Rectified	Matte
24" x 24" x 9.5mm Grip Rectified	Bush-Hammered
24" x 24" x 9.5mm Semi-Rectified	Semi-Polished
12" x 24" x 9.5mm Rectified	Matte
12" x 24" x 9.5mm Grip Rectified	Bush-Hammered

MOSAICS & TRIM	FINISH
11" x 13" Hexagon Mosaic Rect.	Matte
2" x 2" Mosaic Rectified	Matte
24" x 48" Rule Decorative Rect.	Matte
3" x 24" Bullnose Rectified	Matte

TECHNICAL INFORMATION



Made in Italy



Stock | Import



V2 Slight Variation



DCOF ≥ 0.42

PERFORMANCE CHARACTERISTICS

Breaking Strength	≥ 1300 N
Chemical Resistance	A-LA-HA
DCOF	> 0.42
Deep Scratch Resistance	N/A
Frost Resistance	Resistant
Mohs Hardness	6
Water Absorption	$\leq 0.1\%$
Certifications	N/A

TILE APPLICATION

AREA	WALL	FLOOR
Residential	•	•
Commercial	•	•
Heavy Commercial	•	
Exterior	•	•

** Not defined by ANSI Standards

COMMON SEGMENTS

Healthcare	Hospitality	Multi-Family
Residential	Senior Living	

RECOMMENDED GROUT JOINT

Rectified	1/8"
Non-Rectified	3/16"

* Not all sizes/trims are available in all colors and finishes, scan QR code for product details.





REMINGTON

INTERIOR AND EXTERIOR FLOOR & WALL | PORCELAIN | METAL LOOK



White | VTL RMWH



White Metal 3D | VTL RMWH MRID



White | 2x2
VTL RMWH MOS22




Light Gray | VTL RMLG




Light Gray Metal 3D | VTL RMLG MRID



Light Gray | 2x2
VTL RMLG MOS22



Dark Gray | VTL RMDG




Dark Gray Metal 3D | VTL RMDG MRID




Dark Gray | 2x2
VTL RMDG MOS22



Black | VTL RMBK



Black Metal 3D | VTL RMBK MRID



Black | 2x2
VTL RMBK MOS22

SIZE	FINISH
47" x 109" x 6.5mm Slab Rectified	Matte
24" x 47" x 9.5mm Rectified	Matte
12" x 24" x 9.5mm Rectified	Matte

MOSAICS & TRIM	FINISH
2" x 2" Mosaic	Matte
24" x 47" Metal 3D Deco Rectified	Matte
12" x 24" Metal 3D Deco Rectified	Matte
3" x 24" Bullnose Rectified	Matte
13" x 47" Step Rectified	Matte
13" x 47" Stair Tread Rectified	Matte
13" x 47" Left Corner Rectified	Matte
13" x 47" Right Corner Rectified	Matte

TECHNICAL INFORMATION

	Made in Italy
	Stock Import
	V3 Moderate Variation
	DCOF ≥ 0.42
	Greenguard

PERFORMANCE CHARACTERISTICS

Breaking Strength	≥ 2000 N
Chemical Resistance	A-LA-HA
DCOF	≥ 0.42
Deep Scratch Resistance	N/A
Frost Resistance	Resistant
Mohs Hardness	N/A
Water Absorption	$\leq 0.5\%$
Certifications	Greenguard

TILE APPLICATION

AREA	WALL	FLOOR
Residential	•	•
Commercial	•	•
Heavy Commercial	•	
Exterior	•	•

** Not defined by ANSI Standards

COMMON SEGMENTS

Corporate	Government
Multi-Family	Residential

RECOMMENDED GROUT JOINT

Rectified	1/8"
Non-Rectified	3/16"

* Not all sizes/trims are available in all colors and finishes, scan QR code for product details.



REMINGTON | Light Gray 24x47 and 24x47 Metal 3D Deco, and Opal 2x9



REMINGTON | Brick

FLOOR & WALL | EXTERIOR WALL | PORCELAIN | METAL LOOK



Opal | VTL RMOP



Moonstone | VTL RMMO



Sapphire | VTL RMSA



Emerald | VTL RMEM



Onyx | VTL RMON

SIZE	FINISH
2" x 9" Glossy	Gloss

MOSAICS & TRIM	FINISH
2" x 9" Bullnose Glossy	Gloss

TECHNICAL INFORMATION



Made in Italy



Stock | Import



V3 Moderate Variation



Greenguard

PERFORMANCE CHARACTERISTICS

Breaking Strength	≥ 2000 N
Chemical Resistance	A-LA-HA
DCOF	N/A
Deep Scratch Resistance	N/A
Frost Resistance	Resistant
Mohs Hardness	N/A
Water Absorption	≤ 0.5%
Certifications	Greenguard

TILE APPLICATION

AREA	WALL	FLOOR
Residential	•	•
Commercial	•	•
Heavy Commercial	•	
Exterior	•	

** Not defined by ANSI Standards

* Not all sizes/trims are available in all colors and finishes, scan QR code for product details.

COMMON SEGMENTS

Corporate	Government
Multi-Family	Residential

RECOMMENDED GROUT JOINT

Rectified	1/8"
Non-Rectified	3/16"



















REMINGTON | Dark Gray 47x109 and Emerald 2x9



REN



FLOOR & WALL | GLAZED COLOR-BODY PORCELAIN | SLATE LOOK

			
Light Grey VTL RNLG	Light Grey 6" Hex VTL RNLG MOS6HEX	Light Grey 2" Hex VTL RNLG MOS2HEX	Light Grey 2x2 VTL RNLG MOS22
			
Taupe VTL RNTA	Taupe 6" Hex VTL RNTA MOS6HEX	Taupe 2" Hex VTL RNTA MOS2HEX	Taupe 2x2 VTL RNTA MOS22
			
Medium Grey VTL RNMG	Medium Grey 6" Hex VTL RNMG MOS6HEX	Medium Grey 2" Hex VTL RNMG MOS2HEX	Medium Grey 2x2 VTL RNMG MOS22
			
Dark Grey VTL RNDG	Dark Grey 6" Hex VTL RNDG MOS6HEX	Dark Grey 2" Hex VTL RNDG MOS2HEX	Dark Grey 2x2 VTL RNDG MOS22

SIZE	FINISH
24" x 47" x 10.3mm Rectified	Matte
32" x 32" x 11.5mm Rectified	Matte
12" x 24" x 8.4mm Rectified	Matte

MOSAICS & TRIM	FINISH
6" x 6" Hex Mosaics	Matte
2" x 2" Mosaics	Matte
2" x 2" Hex Mosaics	Matte
3" x 24" Bullnose	Matte

TECHNICAL INFORMATION

	Made in Turkey
	Stock Ready Ship
	V2 Slight Variation
	DCOF ≥ 0.42
	EPD

PERFORMANCE CHARACTERISTICS

Breaking Strength	>1750
Chemical Resistance	N/A
DCOF	>0.42
Deep Scratch Resistance	N/A
Frost Resistance	Resistant
Mohs Hardness	9
Water Absorption	N/A
Certifications	EPD

TILE APPLICATION

AREA	WALL	FLOOR
Residential	•	•
Commercial	•	•
Heavy Commercial	•	
Exterior		

** Not defined by ANSI Standards

COMMON SEGMENTS

Automotive	Corporate
Government	Healthcare

RECOMMENDED GROUT JOINT

Rectified	1/8"
Non-Rectified	3/16"

* Not all sizes/trims are available in all colors and finishes, scan QR code for product details.



REN | Taupe 32x32 and 6" Hex Mosaic



RENAISSANCE | Reign 12x24

RENAISSANCE


FLOOR & WALL | EXTERIOR WALL | GLAZED COLOR-BODY PORCELAIN | MARBLE LOOK



White | VTL REWH



White | 2x2
VTL REWH MOS22



Reign | VTL RERN



Reign | 2x2
VTL RERN MOS22



Gold | VTL REGD



Gold | 2x2
VTL REGD MOS22

SIZE FINISH

12" x 24" x 8mm Matte

MOSAICS & TRIM FINISH

2" x 2" Mosaic Matte

3" x 12" Bullnose Matte

TECHNICAL INFORMATION

	Made in USA
	Ready Ship
	V3 Moderate Variation
	DCOF ≥ 0.42
	Greenguard Bureau Veritas NSF EPD

PERFORMANCE CHARACTERISTICS

Breaking Strength	≥ 300 lb/ft ²
Chemical Resistance	Resistant
DCOF	≥ 0.42
Deep Scratch Resistance	N/A
Frost Resistance	Resistant
Mohs Hardness	N/A
Water Absorption	$\leq 0.4\%$
Certifications	Greenguard Bureau Veritas NSF EPD

TILE APPLICATION

AREA	WALL	FLOOR
Residential	•	•
Commercial	•	•
Heavy Commercial	•	
Exterior	•	

** Not defined by ANSI Standards

COMMON SEGMENTS

Education	Government	Hospitality
Multi-Family	Restaurant	

RECOMMENDED GROUT JOINT

Rectified	1/8"
Non-Rectified	3/16"

*Not all sizes/trims are available in all colors and finishes, scan QR code for product details.





RESTORATION | Dark Brown 8x40

RESTORATION

FLOOR & WALL | EXTERIOR WALL | GLAZED COLOR-BODY PORCELAIN | WOOD LOOK

SIZE

8" x 40" x 9mm

FINISH

Matte



White | VTL REWH



Gray | VTL REGR



Brown | VTL REBR



Dark Brown | VTL REDB

TECHNICAL INFORMATION



Made in USA



Ready Ship



V3 Moderate Variation



DCOF ≥0.42



HPD | LEED

PERFORMANCE CHARACTERISTICS

Breaking Strength ≥ 400 lbs

Chemical Resistance Resistant

DCOF ≥ 0.42

Deep Scratch Resistance N/A

Frost Resistance Resistant

Mohs Hardness N/A

Water Absorption ≤ 0.5%

Certifications HPD | LEED

TILE APPLICATION

AREA	WALL	FLOOR
Residential	•	•
Commercial	•	•
Heavy Commercial	•	
Exterior	•	

** Not defined by ANSI Standards

COMMON SEGMENTS

Corporate	Government	Hospitality
Multi-Family	Restaurant	

*Not all sizes/trims are available in all colors and finishes, scan QR code for product details.






RIFT | Gray 12x24

RIFT


FLOOR & WALL | GLAZED PORCELAIN & GLAZED CERAMIC | LIMESTONE LOOK



White | VTL RIWH



White | 2x2
VTL RIWH MOS22




White | 1x3 Stacked
VTL RIWH MOS13




Beige | VTL RIBE



Beige | 2x2
VTL RIBE MOS22




Beige | 1x3 Stacked
VTL RIBE MOS13



Gray | VTL RIGR



Gray | 2x2
VTL RIGR MOS22



Gray | 1x3 Stacked
VTL RIGR MOS13

SIZE	FINISH
12" x 24" x 7.94mm Glazed Porcelain	Matte
12" x 24" x 7.94mm Glazed Porcelain	Matte

MOSAICS & TRIM	FINISH
2" x 2" Mosaic Glazed Ceramic	Matte
1" x 3" Stacked Mosaic Glazed Ceramic	Matte
3" x 12" Bullnose Glazed Porcelain	Matte
6" x 12" Cove Base Glazed Ceramic	Matte
1" x 6" Cove Base Outcorner Glazed Ceramic	Matte

TECHNICAL INFORMATION

	Made in USA
	Made in Mexico
	Stock Ready Ship
	V3 Moderate Variation
	DCOF ≥ 0.42

PERFORMANCE CHARACTERISTICS

Material Type	Glazed Ceramic	Glazed Porcelain
Breaking Strength	> 250 lbs	> 275 lbs
Chemical Resistance	Resistant	Resistant
DCOF	≥ 0.42	≥ 0.42
Deep Scratch Resistance	N/A	N/A
Frost Resistance	N/A	N/A
Mohs Hardness	8	8
Water Absorption	< 3%	< 0.5%
Certifications	N/A	N/A

TILE APPLICATION

AREA	WALL	FLOOR
Residential	•	•
Commercial	•	•
Heavy Commercial	•	
Exterior		

** Not defined by ANSI Standards

*Not all sizes/trims are available in all colors and finishes, scan QR code for product details.

COMMON SEGMENTS

Corporate	Education	Healthcare
Multi-Family	Senior Living	

RECOMMENDED GROUT JOINT

Rectified	1/8"
Non-Rectified	3/16"





SCENIC | Charcoal 12x24

SCENIC

FLOOR & WALL | EXTERIOR WALL | GLAZED COLOR-BODY PORCELAIN | LIMESTONE LOOK



White | VTL SBWH



White | 2x2
VTL SBWH MOS22



Beige | VTL SBBE




Beige | 2x2
VTL SBBE MOS22



Grey | VTL SBGR



Grey | 2x2
VTL SBGR MOS22



Charcoal | VTL SBCH



Charcoal | 2x2
VTL SBCH MOS22

SIZE	FINISH
24" x 48" x 9mm Rectified	Matte
24" x 24" x 9mm Rectified	Matte
12" x 24" x 9mm Rectified	Matte
6" x 24" x 9mm Rectified	Matte

MOSAICS & TRIM	FINISH
2" x 2" Mosaic	Matte
3" x 24" Bullnose Rectified	Matte
6" x 12" Covebase Rectified	Matte

TECHNICAL INFORMATION



Made in USA



Stock | Ready Ship



V2 Slight Variation



DCOF ≥ 0.42

PERFORMANCE CHARACTERISTICS

Breaking Strength	≥ 400 lbs
Chemical Resistance	Resistant
DCOF	> 0.42
Deep Scratch Resistance	N/A
Frost Resistance	Resistant
Mohs Hardness	N/A
Water Absorption	≤ 0.5%
Certifications	N/A

TILE APPLICATION

AREA	WALL	FLOOR
Residential	•	•
Commercial	•	•
Heavy Commercial	•	
Exterior	•	

** Not defined by ANSI Standards

* Not all sizes/trims are available in all colors and finishes, scan QR code for product details.

COMMON SEGMENTS

Corporate	Education
Government	Healthcare

RECOMMENDED GROUT JOINT

Rectified	1/8"
Non-Rectified	3/16"





SERENITY

FLOOR & WALL | EXTERIOR WALL | GLAZED COLOR-BODY PORCELAIN | FABRIC LOOK



White | VTL STWH




White | 2x2
VTL STWH MOS22




Gray | VTL STGR




Gray | 2x2
VTL STGR MOS22



Taupe | VTL STTA



Taupe | 2x2
VTL STTA MOS22



Brown | VTL STBR



Brown | 2x2
VTL STBR MOS22

SIZE	FINISH
12" x 24" x 9mm Rectified	Matte
6" x 24" x 9mm Rectified	Matte

MOSAICS & TRIM	FINISH
2" x 2" Mosaic	Matte
3" x 24" Bullnose	Matte
6" x 12" Cove Base	Matte

TECHNICAL INFORMATION



Made in USA



Stock | Ready Ship



V2 Slight Variation



DCOF \geq 0.42

PERFORMANCE CHARACTERISTICS

Breaking Strength	\geq 400 lbs
Chemical Resistance	Resistant
DCOF	\geq 0.42
Deep Scratch Resistance	N/A
Frost Resistance	Resistant
Mohs Hardness	6
Water Absorption	\leq 0.5%
Certifications	N/A

TILE APPLICATION

AREA	WALL	FLOOR
Residential	•	•
Commercial	•	•
Heavy Commercial	•	
Exterior	•	

** Not defined by ANSI Standards

* Not all sizes/trims are available in all colors and finishes, scan QR code for product details.

COMMON SEGMENTS

Healthcare	Multi-Family
Residential	Senior Living

RECOMMENDED GROUT JOINT


Rectified	1/8"
Non-Rectified	3/16"



SERENITY | Taupe and White 12x24 and Gray 2x2 Mosaic

SKYLINE | Neutral

WALL | GLAZED CERAMIC | SOLID LOOK




Pure | VTL SKPU




Arctic | VTL SKAR



Arctic Wavy | VTL SKAR



Lace | VTL SKLA



French Gray | VTL SKFR

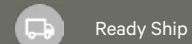


Warm Gray | VTL SKWA



SKYLINE | Lace 6x18

TECHNICAL INFORMATION



Ready Ship



V2 Slight Variation

RECOMMENDED GROUT JOINT

Rectified	1/8"
Non-Rectified	3/16"

PERFORMANCE CHARACTERISTICS

Breaking Strength	≥250 lbf
Chemical Resistance	Resistant
DCOF	N/A
Deep Scratch Resistance	N/A
Frost Resistance	N/A
Mohs Hardness	3
Water Absorption	>10%
Certifications	N/A

TILE APPLICATION

AREA	WALL	FLOOR
Residential	•	
Commercial	•	
Heavy Commercial	•	
Exterior		

** Not defined by ANSI Standards

COMMON SEGMENTS

- Corporate
- Hospitality
- Multi-Family
- Residential
- Restaurant

SIZE	FINISH	SIZE	FINISH
13" x 24" x 8mm	Gloss	3" x 12" x 7.3mm	Gloss Matte
6" x 18" x 8mm	Gloss Matte	3" x 12" x 7.3mm Picket	Gloss Matte
4" x 16" x 8mm	Gloss Matte	4" x 4" x 7mm	Gloss Matte
4" x 10" x 7.3mm	Gloss Matte	3" x 6" x 7mm	Gloss Matte
4" x 10" x 7.3mm Bevel	Gloss Matte	3" x 6" x 7mm Beveled	Gloss Matte
4" x 10" x 7.3mm Wavy	Gloss Matte	3" x 6" x 7mm Rev. Bevel	Gloss Matte
6" x 6" x 8mm	Gloss Matte	2" x 8" x 7mm	Gloss Matte

MOSAICS & TRIM

MOSAICS & TRIM	FINISH
6" x 18" Bullnose	Gloss Matte
6" x 6" Surface Bullnose	Gloss Matte
6" x 6" Cove Base	Gloss Matte
6" x 6" Bullnose Angle	Gloss Matte
6" x 6" Cove Base Right & Left Angle	Gloss Matte
4" x 16" Surface Bullnose	Gloss Matte
4" x 6" Cove Base Right & Left Angle	Gloss Matte
4" x 4" Surface Bullnose	Gloss Matte
4" x 4" Cove Base	Gloss Matte
4" x 4" Bullnose Angle	Gloss Matte
4" x 4" Cove Base Right & Left Angle	Gloss Matte
3" x 12" Surface Bullnose	Gloss Matte
3" x 10" Surface Bullnose	Gloss Matte
3" x 6" Cove Base	Gloss Matte
3" x 6" Cove Base Right & Left Angle	Gloss Matte
3/4" x 6" Bead	Gloss Matte
3/4" x 6" Bead Out Angle	Gloss Matte
3/4" x 3/4" Universal In Angle	Gloss Matte
3" x 6" Surface Bullnose (3" Glazed Edge)	Gloss Matte
3" x 6" Surface Bullnose (6" Glazed Edge)	Gloss Matte
3" x 3" Bullnose Angle	Gloss Matte
2" x 8" Surface Bullnose	Gloss Matte
2" x 8" Sink Rail and 2" x 3" Angle	Gloss Matte
2" x 6" Surface Cap	Gloss Matte
2" x 2" Surface Cap Angle	Gloss Matte

* Not all sizes/trims are available in all colors and finishes, scan QR code for product details.





SKYLINE | Red 4x10

SKYLINE | Bright


WALL | GLAZED CERAMIC | SOLID LOOK



Red | VTL SKPRE



Clementine | VTL SKCL




Lemon | VTL SKLE



Navy | VTL SKNA



Forest | VTL SKFO



Lime | VTL SKLI



Storm | VTL SKST



Black | VTL SKBL

SIZE	FINISH
6" x 6" x 8mm	Gloss Matte
4" x 4" x 7mm	Gloss Matte
3" x 6" x 7mm	Gloss Matte

MOSAICS & TRIM	FINISH
6" x 6" Surface Bullnose	Gloss Matte
6" x 6" Bullnose Angle	Gloss Matte
4" x 4" Surface Bullnose	Gloss Matte
4" x 4" Bullnose Angle	Gloss Matte
4" x 4" Cove Base Right & Left Angle	Gloss Matte
3" x 6" Surface Bullnose *(3" Glazed Edge)	Gloss Matte
3" x 6" Surface Bullnose *(6" Glazed Edge)	Gloss Matte

* Not all sizes/trims are available in all colors and finishes, scan QR code for product details.

TECHNICAL INFORMATION

- Ready Ship
- V2 Slight Variation

PERFORMANCE CHARACTERISTICS

Breaking Strength	≥250 lbf
Chemical Resistance	Resistant
DCOF	N/A
Deep Scratch Resistance	N/A
Frost Resistance	N/A
Mohs Hardness	3
Water Absorption	>10%
Certifications	N/A

TILE APPLICATION

AREA	WALL	FLOOR
Residential	•	
Commercial	•	
Heavy Commercial	•	
Exterior		

** Not defined by ANSI Standards

COMMON SEGMENTS

Corporate	Hospitality	Multi-Family
Residential	Restaurant	


RECOMMENDED GROUT JOINT

Rectified	1/8"
Non-Rectified	3/16"



SKYLINE | Mosaics

FLOOR & WALL | EXTERIOR WALL | UNGLAZED THROUGH-BODY & GLAZED PORCELAIN | SOLID LOOK



SIZE	FINISH
12" x 12" x 6mm Basketweave Mosaic	Matte
12" x 12" x 6mm Herringbone Mosaic	Gloss
12" x 12" x 6mm Lantern Mosaic	Gloss
12" x 12" x 6mm Octagon Mosaic	Matte
12" x 12" x 6mm Penny Round Mosaic	Gloss Matte
12" x 12" x 6mm Pinwheel Mosaic	Matte
2" x 4" x 6mm Brick Mosaic	Gloss
2" x 2" x 6mm Mosaic	Matte
2" x 2" x 6mm Hexagon Mosaic	Matte
1" x 1" x 6mm Mosaic	Matte
1" x 1" x 6mm Hexagon Mosaic	Matte

SKYLINE | Black 2" Hexagon

TECHNICAL INFORMATION

- Ready Ship
- DCOF:
Glazed Porcelain: ≤0.21 - ≤0.40
Unglazed Through Body Porcelain: ≤0.42
- V2 Slight Variation

PERFORMANCE CHARACTERISTICS

Finish	Gloss	Matte
Breaking Strength	>250 lbs	>250 lbs
Chemical Resistance	Resistant	Resistant
DCOF	N/A	> 0.42
Deep Scratch Resistance	N/A	N/A
Frost Resistance	N/A	N/A
Mohs Hardness	4 - 6	8
Water Absorption	<3.0%	<3.0%
Certifications	N/A	N/A

TILE APPLICATION

AREA	WALL	FLOOR
Residential	•	•
Commercial	•	•
Heavy Commercial	•	
Exterior		

** Not defined by ANSI Standards

COMMON SEGMENTS

Corporate	Education	Healthcare
Hospitality	Multi-Family	

RECOMMENDED GROUT JOINT

Rectified	1/8"
Non-Rectified	3/16"

* Not all sizes/trims are available in all colors and finishes, scan QR code for product details.





SLASH

FLOOR & WALL | EXTERIOR WALL | GLAZED PORCELAIN | WOOD LOOK



SIZE	FINISH
12" x 48" x 20mm Textured Rectified	Bush-Hammered
24" x 24" x 20mm Textured Rectified	Bush-Hammered
8" x 48" x 9mm Rectified	Matte
8" x 48" x 9mm Arch Rectified	Matte
8" x 48" x 9mm Chevron Rectified	Matte
8" x 48" x 9mm Grip Rectified	Bush-Hammered
3" x 18" x 9mm Chevron	Matte

MOSAICS & TRIM	FINISH
12" x 48" Plank Decorative Rectified	Matte
8" x 48" Score Decorative Rectified	Matte
8" x 48" Plank 3D Decorative Rectified	Matte
3" x 24" Bullnose	Matte

TECHNICAL INFORMATION

	Made in Italy
	Stock Import
	V2 Slight Variation
	DCOF ≥0.42

PERFORMANCE CHARACTERISTICS

Finish	Bush-Hammered	Matte
Breaking Strength	> 10000 N	≥ 1300N
Chemical Resistance	Resistant	Resistant
DCOF	> 0.55	> 0.42
Deep Scratch Resistance	N/A	N/A
Frost Resistance	Resistant	Resistant
Mohs Hardness	N/A	N/A
Water Absorption	≤ 0.1%	≤ 0.1%
Certifications	N/A	N/A

TILE APPLICATION

AREA	WALL	FLOOR
Residential	•	•
Commercial	•	•
Heavy Commercial	•	
Exterior	•	

** Not defined by ANSI Standards

COMMON SEGMENTS

Hospitality	Multi-Family	Residential
Restaurant	Retail	

RECOMMENDED GROUT JOINT

Rectified	1/8"
Non-Rectified	3/16"

* Not all sizes/trims are available in all colors and finishes, scan QR code for product details.



SLASH | Dark Brown 8x48 Arch and Natural 8x48 3D Plank



SONDER

FLOOR & WALL | EXTERIOR WALL | GLAZED PORCELAIN | SOLID LOOK

SIZE

3" x 12" x 8mm

FINISH

Gloss



White | VTL S1WH 312G



Gray | VTL S1GY 312G



Beige | VTL S1BG 312G



Blue | VTL S1BU 312G



Green | VTL S1GN 312G



Navy | VTL S1NV 312G



SONDER | Green 3x12 Gloss

TECHNICAL INFORMATION



Made in USA



Ready Ship



V3 Moderate Variation



Carbon Neutral

PERFORMANCE CHARACTERISTICS

Breaking Strength	≥ 300lbf
Chemical Resistance	Resistant
DCOF	N/A
Deep Scratch Resistance	N/A
Frost Resistance	Resistant
Mohs Hardness	N/A
Water Absorption	≤ 0.5%
Certifications	Carbon Neutral

TILE APPLICATION

AREA	WALL	FLOOR
Residential	•	•
Commercial	•	
Heavy Commercial	•	
Exterior	•	

** Not defined by ANSI Standards

* Not all sizes/trims are available in all colors and finishes, scan QR code for product details.

COMMON SEGMENTS

Education	Hospitality	Multi-Family
Residential	Restaurant	


RECOMMENDED GROUT JOINT

Rectified	1/8"
Non-Rectified	3/16"



SPOTLIGHT

FLOOR & WALL | EXTERIOR WALL | GLAZED PORCELAIN | CONCRETE LOOK



SPOTLIGHT | Wheat 24x24 and Beige 12x24 Chiseled

SIZE

24" x 48" x 10mm Rectified	Matte
24" x 48" x 10mm Chiseled Rectified	Matte
24" x 48" x 10mm Raw Rectified	Matte
24" x 24" x 10mm Rectified	Matte
24" x 24" x 10mm Bush Hammered Rect.	Matte
12" x 24" x 10mm Rectified	Matte
12" x 24" x 10mm Bush Hammered Rect.	Matte
12" x 24" x 10mm Chiseled Rectified	Matte
12" x 12" x 10mm Rectified	Matte
12" x 12" x 10mm Bush Hammered Rect.	Matte

FINISH

MOSAICS & TRIM

2" x 2" Mosaic	Matte
2" x 2" Mosaic Bush Hammered	Matte
3" x 12" Bullnose	Matte
6" x 12" Cove Base	Matte

FINISH

TECHNICAL INFORMATION

- Made in USA
- Stock | Ready Ship
- DCOF ≥ 0.42
- Bureau Veritas | Greenguard LEED | Green Squared

PERFORMANCE CHARACTERISTICS

Breaking Strength	≥ 400 lb/ft ²
Chemical Resistance	Resistant
DCOF	≥ 0.42
Deep Scratch Resistance	N/A
Frost Resistance	Resistant
Mohs Hardness	N/A
Water Absorption	$\leq 0.4\%$
Certifications	Bureau Veritas Greenguard LEED Green Squared

TILE APPLICATION

AREA	WALL	FLOOR
Residential	•	•
Commercial	•	•
Heavy Commercial	•	
Exterior	•	

** Not defined by ANSI Standards

COMMON SEGMENTS

Corporate	Education	Healthcare
Hospitality	Restaurant	

RECOMMENDED GROUT JOINT

Rectified	1/8"
Non-Rectified	3/16"

* Not all sizes/trims are available in all colors and finishes, scan QR code for product details.





SPOTLIGHT | Gloss

FLOOR & WALL | EXTERIOR WALL | GLAZED PORCELAIN | CONCRETE LOOK



SIZE	FINISH
6" x 24" x 8mm Glossy	Gloss
3" x 12" x 8mm Glossy	Gloss

MOSAICS & TRIM	FINISH
6" x 24" Bullnose Glossy	Gloss

TECHNICAL INFORMATION

- Made in USA
- Stock | Ready Ship
- DCOF ≥ 0.42
- Bureau Veritas | Greenguard LEED | Green Squared

PERFORMANCE CHARACTERISTICS

Breaking Strength	≥ 400 lb/ft ²
Chemical Resistance	Resistant
DCOF	≥ 0.42
Deep Scratch Resistance	N/A
Frost Resistance	Resistant
Mohs Hardness	N/A
Water Absorption	$\leq 0.4\%$
Certifications	Bureau Veritas Greenguard LEED Green Squared

TILE APPLICATION

AREA	WALL	FLOOR
Residential	•	•
Commercial	•	•
Heavy Commercial	•	
Exterior	•	

** Not defined by ANSI Standards

* Not all sizes/trims are available in all colors and finishes, scan QR code for product details.

COMMON SEGMENTS

Corporate	Education	Healthcare
Hospitality	Restaurant	

RECOMMENDED GROUT JOINT

Rectified	1/8"
Non-Rectified	3/16"



SPOTLIGHT | Aqua 3x12



STARLING | Calacatta 24x48 Matte

STARLING

FLOOR & WALL | EXTERIOR WALL | GLAZED COLOR-BODY PORCELAIN | MARBLE LOOK



Dolomite | VTL SRDO



Dolomite | Hexagon
VTL SRDO HEX/P



Dolomite | Herringbone
VTL SRDO HERRING/P



Dolomite | 3x12
VTL SRDO 312R/P



Calacatta | VTL SRCA



Calacatta | Hexagon
VTL SRCA HEX/P



Calacatta | Herringbone
VTL SRCA HERRING/P



Calacatta | 3x12
VTL SRCA 312R/P



Light Grey | VTL SRLG




Light Grey | Hexagon
VTL SRLG HEX/P




Light Grey | Herringbone
VTL SRLG HERRING/P




Light Grey | 3x12
VTL SRLG 312R/P



Silver Grey | VTL SRSG



Silver Grey | Hexagon
VTL SRSG HEX/P



Silver Grey | Herringbone
VTL SRSG HERRING/P



Silver Grey | 3x12
VTL SRSG 312R/P

TECHNICAL INFORMATION



Made in USA



Stock | Ready Ship



V3 Moderate Variation



DCOF ≥0.42



Greenguard | Bureau Veritas
NSF EPD

PERFORMANCE CHARACTERISTICS

Breaking Strength ≥400 lb/ft²

Chemical Resistance Resistant

DCOF ≥ 0.42

Deep Scratch Resistance N/A

Frost Resistance Resistant

Mohs Hardness ≥ 7

Water Absorption ≤0.4%

Certifications Greenguard | Bureau Veritas
NSF EPD

TILE APPLICATION

AREA WALL FLOOR

Residential • •

Commercial • •

Heavy Commercial •

Exterior •

** Not defined by ANSI Standards

*Not all sizes/trims are available in all colors and finishes, scan QR code for product details.

SIZE

24" x 48" x 8mm Rectified

24" x 24" x 8mm Rectified

12" x 24" x 8mm Rectified

3" x 12" x 8mm Rectified

FINISH

Matte | Polished

Matte | Polished

Matte | Polished

Matte | Polished

MOSAICS & TRIM

12" x 15" Herringbone Mosaic Rectified

11" x 12" Hexagon Mosaic Rectified

3" x 24" Bullnose Rectified

6" x 12" Cove Base Rectified

FINISH

Matte | Polished

Matte | Polished

Matte | Polished

Matte

COMMON SEGMENTS

Corporate Education Healthcare

Hospitality Multi-Family

RECOMMENDED GROUT JOINT

Rectified 1/8"

Non-Rectified 3/16"






STUDIO | Sky 2x6

STUDIO


WALL | GLAZED CERAMIC | SOLID LOOK



White | VTL SDWH




Seashell | VTL SDSE



Fog | VTL SDFO




French Gray | VTL SDFG



Mint | VTL SDMI



Dove Gray | VTL SDDG



Sky | VTL SDSL



Concrete | VTL SDCO



Anthracite | VTL SDAN

SIZE	FINISH
8" x 24" x 9mm	Gloss
8" x 16" x 8mm	Gloss
6" x 6" x 7mm	Gloss
4" x 16" x 8mm	Gloss Matte
4" x 12" x 8mm	Gloss
4" x 12" x 9mm Beveled	Gloss
3" x 6" x 7mm	Gloss Matte
3" x 6" x 7mm Beveled	Gloss
2" x 12" x 9mm	Gloss Matte

MOSAICS & TRIM	FINISH
2" x 8" Bullnose	Gloss Matte
2" x 6" Bullnose	Gloss Matte
1/3" x 12" Quarter Round	Gloss Matte

TECHNICAL INFORMATION

- Made in Turkey
- Stock | Ready Ship
- V1 Uniform Appearance

PERFORMANCE CHARACTERISTICS

Breaking Strength	> 230 lbf
Chemical Resistance	Class B
DCOF	N/A
Deep Scratch Resistance	N/A
Frost Resistance	Not Resistant
Mohs Hardness	2
Water Absorption	10-18%
Certifications	N/A

TILE APPLICATION

AREA	WALL	FLOOR
Residential	•	
Commercial	•	
Heavy Commercial	•	
Exterior		

** Not defined by ANSI Standards

* Not all sizes/trims are available in all colors and finishes, scan QR code for product details.

COMMON SEGMENTS

Corporate	Hospitality	Multi-Family
Restaurant	Retail	


RECOMMENDED GROUT JOINT

Rectified	1/8"
Non-Rectified	3/16"



STUDIO | Mosaics

FLOOR & WALL | EXTERIOR WALL | GLAZED & UNGLAZED PORCELAIN | SOLID LOOK



STUDIO | White Penny Round and Sky 4x12

SIZE	FINISH
2" x 6" Brick Mosaic	Gloss Matte
8" x 16" Herringbone Mosaic	Gloss Matte
2" x 2" Mosaic	Matte
2" x 2" Hexagon Mosaic	Matte
1" x 1" Hexagon Mosaic	Matte
Penny Round Mosaic	Gloss Matte

TECHNICAL INFORMATION

- Stock | Ready Ship
- V1 Uniform Appearance
- DCOF <0.42

PERFORMANCE CHARACTERISTICS

Breaking Strength	>275 lbf
Chemical Resistance	Class A
DCOF	<0.42
Deep Scratch Resistance	N/A
Frost Resistance	Resistant
Mohs Hardness	5
Water Absorption	<0.5%
Certifications	N/A

TILE APPLICATION

AREA	WALL	FLOOR
Residential	•	•
Commercial	•	
Heavy Commercial	•	
Exterior		

** Not defined by ANSI Standards

COMMON SEGMENTS

Corporate	Hospitality	Multi-Family
Restaurant	Retail	

RECOMMENDED GROUT JOINT

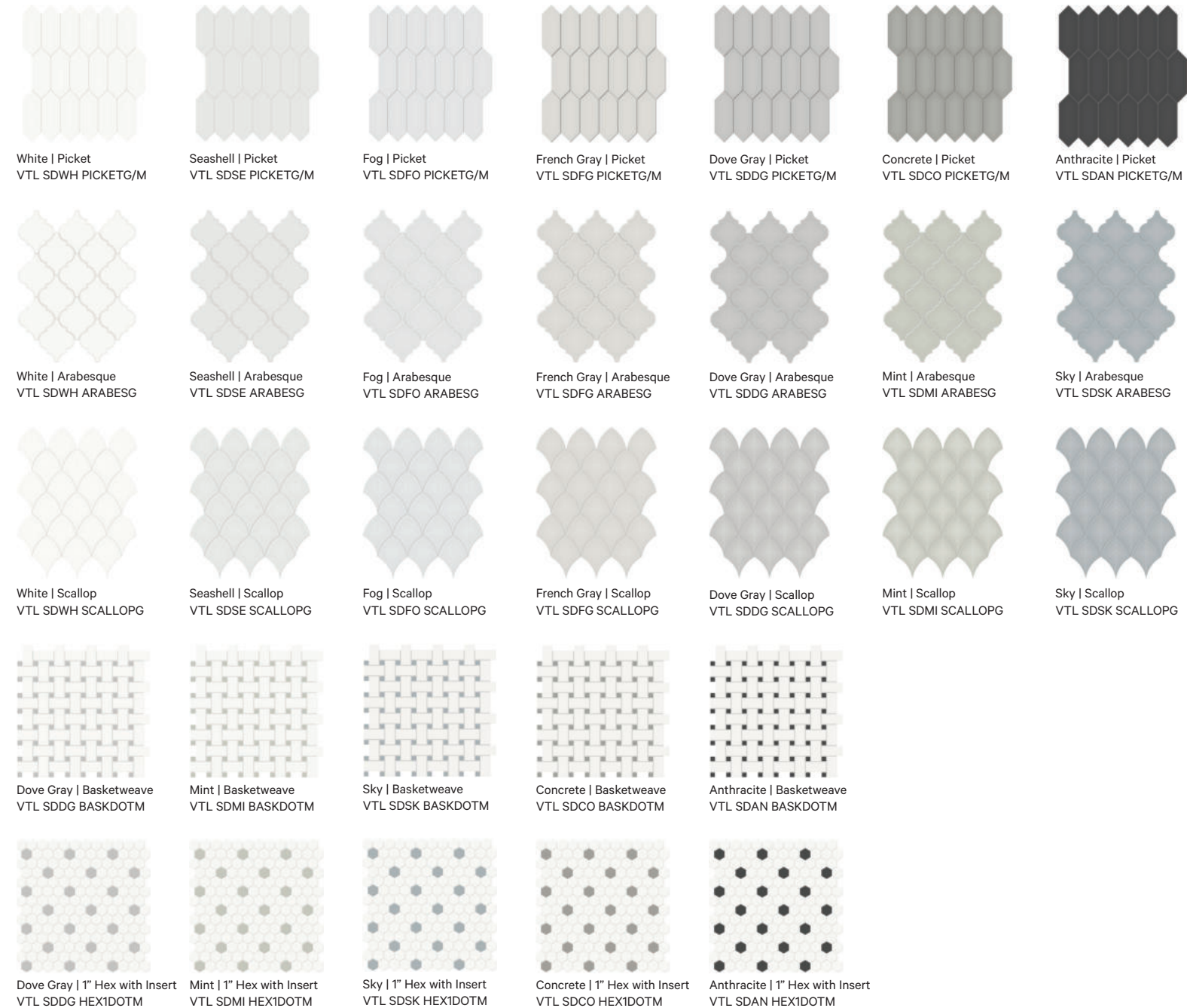
Rectified	1/8"
Non-Rectified	3/16"

* Not all sizes/trims are available in all colors and finishes, scan QR code for product details.



STUDIO | Mosaics

FLOOR & WALL | EXTERIOR WALL | GLAZED PORCELAIN | SOLID LOOK



STUDIO | White Picket

SIZE	FINISH
2" x 5" Picket Mosaic	Gloss Matte
10" x 13" Beveled Arabesque Mosaic	Gloss
11" x 13" Scallop Mosaic	Gloss
1" x 1" Hexagon with Insert Mosaic	Matte
Basketweave Mosaic	Matte



TECHNICAL INFORMATION

- Stock | Ready Ship
- V1 Uniform Appearance
- DCOF <0.42

PERFORMANCE CHARACTERISTICS

Breaking Strength	>275 lbf
Chemical Resistance	Class A
DCOF	<0.42
Deep Scratch Resistance	N/A
Frost Resistance	Resistant
Mohs Hardness	5
Water Absorption	<0.5%
Certifications	N/A

TILE APPLICATION

AREA	WALL	FLOOR
Residential	•	•
Commercial	•	
Heavy Commercial	•	
Exterior		

** Not defined by ANSI Standards

COMMON SEGMENTS

Corporate	Hospitality	Multi-Family
Restaurant	Retail	

RECOMMENDED GROUT JOINT


Rectified	1/8"
Non-Rectified	3/16"

* Not all sizes/trims are available in all colors and finishes, scan QR code for product details.




STUDIO | Blends


FLOOR & WALL | EXTERIOR WALL | GLAZED PORCELAIN | SOLID LOOK




Mint Mix | Diamond Pattern
VTL SDMX DIAMONDM




Mint Mix | Hexagon Pattern
VTL SDMX HEXAGONM




Mint Mix | Chain Pattern
VTL SDMX CHAINM




Mint Mix | Cubic
VTL SDMX CUBICM




Mint Mix | Plaid Pattern
VTL SDMX PLAIDN




Light Gray Mix | Diamond Pattern
VTL SDGX DIAMONDM




Light Gray Mix | Hexagon Pattern
VTL SDGX HEXAGONM




Light Gray Mix | Chain Pattern
VTL SDGX CHAINM




Light Gray Mix | Cubic
VTL SDGX CUBICM




Light Gray Mix | Plaid Pattern
VTL SDGX PLAIDN




Light Sky Mix | Diamond Pattern
VTL SDSM DIAMONDM




Light Sky Mix | Hexagon Pattern
VTL SDSM HEXAGONM




Light Sky Mix | Chain Pattern
VTL SDSM CHAINM



Light Sky Mix | Cubic
VTL SDSM CUBICM




Light Sky Mix | Plaid Pattern
VTL SDSM PLAIDN




Dark Gray Mix | Diamond Pattern
VTL SDDM DIAMONDM




Dark Gray Mix | Hexagon Pattern
VTL SDDM HEXAGONM




Dark Gray Mix | Chain Pattern
VTL SDDM CHAINM



Dark Gray Mix | Cubic
VTL SDDM CUBICM




Dark Gray Mix | Plaid Pattern
VTL SDDM PLAIDN




Dark Sky Mix | Diamond Pattern
VTL SDDX DIAMONDM




Dark Sky Mix | Hexagon Pattern
VTL SDDX HEXAGONM



Dark Sky Mix | Chain Pattern
VTL SDDX CHAINM



Dark Sky Mix | Cubic
VTL SDDX CUBICM



Dark Sky Mix | Plaid Pattern
VTL SDDX PLAIDN



STUDIO | Light Sky Mix Chain Pattern

SIZE

Plaid Pattern Mosaic	Gloss Matte
Chain Pattern Mosaic	Gloss Matte
Cubic Pattern Mosaic	Matte
Hexagon Pattern Mosaic	Matte
1" x 1" Hexagon Mosaic	Matte
Diamond Pattern Mosaic	Gloss Matte

COLOR BLENDS

Dark Gray Mix	White Dove Gray Anthracite
Dark Sky Mix	White Sky Anthracite
Light Gray Mix	White French Gray Concrete
Light Sky Mix	White Fog Sky
Mint Mix	White Seashell Mint

TECHNICAL INFORMATION

- Stock | Ready Ship
- V1 Uniform Appearance
- DCOF <0.42

PERFORMANCE CHARACTERISTICS

Breaking Strength	>275 lbf
Chemical Resistance	Class A
DCOF	<0.42
Deep Scratch Resistance	N/A
Frost Resistance	Resistant
Mohs Hardness	6
Water Absorption	<0.5%
Certifications	N/A

TILE APPLICATION

AREA	WALL	FLOOR
Residential	•	•
Commercial	•	•
Heavy Commercial	•	
Exterior		

** Not defined by ANSI Standards

COMMON SEGMENTS

Corporate	Hospitality	Multi-Family
Restaurant	Retail	

RECOMMENDED GROUT JOINT

Rectified	1/8"
Non-Rectified	3/16"

* Not all sizes/trims are available in all colors and finishes, scan QR code for product details.





SWINDON | Bath & York 12x24

SWINDON

FLOOR & WALL | GLAZED COLOR-BODY PORCELAIN | CONCRETE LOOK




York | VTL SWYO



York | 2x2
VTL SWYO MOS22




Ely | VTL SWEL



Ely | 2x2
VTL SWEL MOS22




Bath | VTL SWBA



Bath | 2x2
VTL SWBA MOS22



Birmingham | VTL SWBI



Birmingham | 2x2
VTL SWBI MOS22

SIZE	FINISH
24" x 48" x 8.2mm Rectified	Matte
32" x 32" x 11.5mm Rectified	Matte
24" x 24" x 9.3mm Rectified	Matte
12" x 24" x 8.4mm Rectified	Matte

MOSAICS & TRIM	FINISH
2" x 2" Mosaic	Matte
3" x 24" Bullnose Rectified	Matte

TECHNICAL INFORMATION



Made in Turkey



Stock | Ready Ship



V3 Moderate Variation



DCOF ≥ 0.55



Greenguard

PERFORMANCE CHARACTERISTICS

Breaking Strength $\geq 2000N$

Chemical Resistance N/A

DCOF ≥ 0.55

Deep Scratch Resistance N/A

Frost Resistance Resistant

Mohs Hardness N/A

Water Absorption N/A

Certifications Greenguard

TILE APPLICATION

AREA	WALL	FLOOR
Residential	•	•
Commercial	•	•
Heavy Commercial	•	
Exterior		

** Not defined by ANSI Standards

* Not all sizes/trims are available in all colors and finishes, scan QR code for product details.

COMMON SEGMENTS

Corporate	Hospitality	Multi-Family
Residential	Restaurant	

RECOMMENDED GROUT JOINT

Rectified	1/8"
Non-Rectified	3/16"







TALLULAH | Snow 16x32 Whittle

TALLULAH

WALL | GLAZED CERAMIC | SOLID LOOK



Snow | VTL TASN 1632



Oyster Matte | VTL TAOY 1632M



Snow Whittle | VTL TASN WHITTLEM




Snow Coastline | VTL TASN COASTLINM



Oyster Coastline | VTL TAOY COASTLINM



Snow Crystal | VTL TASN CRYSTALM



Snow Matte | VTL TASN 1222M



Snow Tide | VTL TASN TIDE1222M



Snow Trail | VTL TASN TRAILM

SIZE	FINISH
16" x 32" x 8.5mm	Gloss Matte
16" x 32" x 10mm Coastline Deco	Matte
16" x 32" x 10mm Crystal Decorative	Matte
16" x 32" x 10mm Whittle Decorative	Matte
12" x 22" x 9.5mm	Matte
12" x 22" x 9.5mm Tide Decorative	Matte
12" x 22" x 9.5mm Trail Decorative	Matte

MOSAICS & TRIM	FINISH
3/8" x 8" Edge	Matte

TECHNICAL INFORMATION

- Made in Italy
- Stock | Import
- V1 Uniform Appearance
- LEED | PEF

PERFORMANCE CHARACTERISTICS

Breaking Strength	≥600 N
Chemical Resistance	A
DCOF	N/A
Deep Scratch Resistance	N/A
Frost Resistance	N/A
Mohs Hardness	N/A
Water Absorption	10%<EV≤20%
Certifications	LEED PEF

TILE APPLICATION

AREA	WALL	FLOOR
Residential	•	
Commercial	•	
Heavy Commercial	•	
Exterior		

** Not defined by ANSI Standards

COMMON SEGMENTS

Healthcare	Education	Multi-Family
Residential	Senior Living	

RECOMMENDED GROUT JOINT

Rectified	1/8"
Non-Rectified	3/16"

* Not all sizes/trims are available in all colors and finishes, scan QR code for product details.



TEMPO | Neutrals

FLOOR & WALL | POOLS | GLASS | SOLID LOOK



TEMPO | Black & White Oval Mosaic



MOSAIC FINISH

2" x 2" x 6mm Hexagon Mosaic	Matte
2" x 2" x 6mm Circle Mosaic	Matte
2" x 2" x 6mm Presto Mosaic	Matte
1" x 4" x 6mm Oval Mosaic	Matte
.625" x 2.25" x 6mm Chevron Mosaic	Matte
.5" x 2" x 6mm Lento Mosaic	Matte

TECHNICAL INFORMATION

- Ready Ship
- V1 Uniform Appearance
- DCOF ≥ 0.42

PERFORMANCE CHARACTERISTICS

Breaking Strength	519 - 524 lbf
Chemical Resistance	Class A
DCOF	≥ 0.42
Deep Scratch Resistance	N/A
Frost Resistance	Resistant
Mohs Hardness	N/A
Water Absorption	0
Certifications	N/A

TILE APPLICATION

AREA	WALL	FLOOR
Residential	•	•
Commercial	•	•
Heavy Commercial	•	
Exterior		

** Not defined by ANSI Standards

COMMON SEGMENTS

Education	Healthcare	Multi-Family
Retail	Senior Living	

RECOMMENDED GROUT JOINT

Rectified	1/8"
Non-Rectified	3/16"

* Not all sizes/trims are available in all colors and finishes, scan QR code for product details.




TEMPO | Colors

FLOOR & WALL | POOLS | GLASS | SOLID LOOK



MOSAIC	FINISH
2" x 2" x 6mm Hexagon Mosaic	Matte
2" x 2" x 6mm Circle Mosaic	Matte
2" x 2" x 6mm Presto Mosaic	Matte
1" x 4" x 6mm Oval Mosaic	Matte
.625" x 2.25" x 6mm Chevron Mosaic	Matte
.5" x 2" x 6mm Lento Mosaic	Matte



TECHNICAL INFORMATION

- Ready Ship
- V1 Uniform Appearance
- DCOF ≥ 0.42

PERFORMANCE CHARACTERISTICS

Breaking Strength	519 - 524 lbf
Chemical Resistance	Class A
DCOF	≥ 0.42
Deep Scratch Resistance	N/A
Frost Resistance	Resistant
Mohs Hardness	N/A
Water Absorption	0
Certifications	N/A

TILE APPLICATION

AREA	WALL	FLOOR
Residential	•	•
Commercial	•	•
Heavy Commercial	•	
Exterior		

** Not defined by ANSI Standards

COMMON SEGMENTS

Education	Healthcare	Multi-Family
Retail	Senior Living	

RECOMMENDED GROUT JOINT

Rectified	1/8"
Non-Rectified	3/16"

* Not all sizes/trims are available in all colors and finishes, scan QR code for product details.





THAMES

FLOOR & WALL | GLAZED CERAMIC | SOLID LOOK



White Glossy | VTL TMWH | G



White Matte | VTL TMWH | M



Beige | VTL TMBE



Taupe | VTL TMTP



Light Gray | VTL TMLG



Medium Gray | VTL TMMG



Blue | VTL TMBL

SIZE	FINISH
3" x 12" x 9.5mm	Gloss
3" x 12" x 9.5mm White Only	Matte
3" x 6" x 9.5mm	Gloss
3" x 6" x 9.5mm White Only	Matte

MOSAICS & TRIM	FINISH
0.354" x 12" Quarter Round	Gloss
0.354" x 12" Quarter Round White Only	Matte

TECHNICAL INFORMATION

- Made in Turkey
- Stock
- V1 Uniform Appearance

PERFORMANCE CHARACTERISTICS

Breaking Strength	> 1200
Chemical Resistance	N/A
DCOF	N/A
Deep Scratch Resistance	N/A
Frost Resistance	Not Resistant
Mohs Hardness	N/A
Water Absorption	N/A
Certifications	N/A

TILE APPLICATION

AREA	WALL	FLOOR
Residential	•	•
Commercial	•	
Heavy Commercial	•	
Exterior		

** Not defined by ANSI Standards

* Not all sizes/trims are available in all colors and finishes, scan QR code for product details.

COMMON SEGMENTS

Corporate	Hospitality	Multi-Family
Religious	Restaurant	

RECOMMENDED GROUT JOINT

Rectified	1/8"
Non-Rectified	3/16"



THAMES | White Glossy 3x12



THIS OR THAT


WALL | GLAZED CERAMIC | DIMENSIONAL



White | 4x5 Hexagon
VTL TTWH HEX44




White | 6x6
VTL TTWH 66



Ivory | 4x5 Hexagon
VTL TTIV HEX44



Ivory | 6x6
VTL TTIV 66



Green | 4x5 Hexagon
VTL TTGR HEX44




Green | 6x6
VTL TTGR 66




Red | 4x5 Hexagon
VTL TTRD HEX44



Red | 6x6
VTL TTRD 66



Blue | 4x5 Hexagon
VTL TTBL HEX44



Blue | 6x6
VTL TTBL 66

SIZE FINISH

6" x 6" x 7.75mm
Five unique patterns that are pre-boxed in a random assortment.

Matte

4" x 5" x 7.75 Hexagon
Four unique patterns that are pre-boxed in a random assortment.

Matte

MOSAICS & TRIM FINISH

1" x 12" Jolly

Matte

TECHNICAL INFORMATION



Made in USA



Ready Ship



V1 Uniform Appearance

PERFORMANCE CHARACTERISTICS

Breaking Strength	120-230lbs
Chemical Resistance	Resistant
DCOF	N/A
Deep Scratch Resistance	N/A
Frost Resistance	N/A
Mohs Hardness	N/A
Water Absorption	< 20%
Certifications	N/A

TILE APPLICATION

AREA	WALL	FLOOR
Residential	•	
Commercial	•	
Heavy Commercial	•	
Exterior		

** Not defined by ANSI Standards

COMMON SEGMENTS

Corporate	Hospitality	Multi-Family
Residential	Restaurant	

RECOMMENDED GROUT JOINT

Rectified	1/8"
Non-Rectified	3/16"

* Not all sizes/trims are available in all colors and finishes, scan QR code for product details.



THIS OR THAT | Green Hex and Ivory 6x6



TREMAINE | Ivory 24x48

TREMAINE

FLOOR & WALL | EXTERIOR WALL | GLAZED PORCELAIN | MARBLE LOOK



White | VTL TRWH



White | 2x2 VTL TRWH MOS22M/P
White | 9x11 Hexagon VTL TRWH HEXM/P



Pearl | VTL TRPE




Pearl | 2x2 VTL TRPE MOS22M/P
Pearl | 9x11 Hexagon VTL TRPE HEXM/P




Ivory | VTL TRIV




Ivory | 2x2 VTL TRIV MOS22M/P
Ivory | 9x11 Hexagon VTL TRIV HEXM/P




Gray | VTL TRGR



Gray | 2x2 VTL TRGR MOS22M/P
Gray | 9x11 Hexagon VTL TRGR HEXM/P



Black | VTL TRBL



Black | 2x2 VTL TRBL MOS22M/P
Black | 9x11 Hexagon VTL TRBL HEXM/P

SIZE	FINISH
24" x 48" x 8mm Rectified	Matte Polished
24" x 24" x 8mm	Matte Polished
12" x 24" x 8mm	Matte Polished
8" x 24" x 8mm Rectified	Polished

MOSAICS & TRIM	FINISH
9" x 11" Hexagon Mosaic	Matte Polished
2" x 2" Mosaic	Matte Polished
3" x 12" Bullnose	Matte Polished

TECHNICAL INFORMATION

	Made in USA
	Ready Ship
	V3 Moderate Variation
	DCOF ≥ 0.42
	Greenguard Bureau Veritas NSF EPD

PERFORMANCE CHARACTERISTICS

Breaking Strength	≥ 400 lb/ft ²
Chemical Resistance	Resistant
DCOF	≥ 0.42
Deep Scratch Resistance	N/A
Frost Resistance	Resistant
Mohs Hardness	N/A
Water Absorption	≤ 0.4%
Certifications	Greenguard Bureau Veritas NSF EPD

TILE APPLICATION

AREA	WALL	FLOOR
Residential	•	•
Commercial	•	•
Heavy Commercial	•	
Exterior	•	

** Not defined by ANSI Standards

* Not all sizes/trims are available in all colors and finishes, scan QR code for product details.

COMMON SEGMENTS

Education	Healthcare	Multi-Family
Retail	Senior Living	

RECOMMENDED GROUT JOINT

Rectified	1/8"
Non-Rectified	3/16"



VELLUM

WALL | GLAZED PORCELAIN | HANDMADE LOOK



White | VTL VLWH



Beige | VTL VLBE



Gray | VTL VLGR



Blue | VTL VLBL




White | 3x8 Binding
VTL VLWH BIND38



Beige | 3x8 Binding
VTL VLBE BIND38



Gray | 3x8 Binding
VTL VLGR BIND38



Blue | 3x8 Binding
VTL VLBL BIND38



White | 6x6 Bloom
VTL VLWH BLOOM66



Beige | 6x6 Bloom
VTL VLBE BLOOM66



Gray | 6x6 Bloom
VTL VLGR BLOOM66



Blue | 6x6 Bloom
VTL VLBL BLOOM66



White | 2x6 Bud
VTL VLWH BUD26



Beige | 2x6 Bud
VTL VLBE BUD26




Gray | 2x6 Bud
VTL VLGR BUD26



Blue | 2x6 Bud
VTL VLBL BUD26

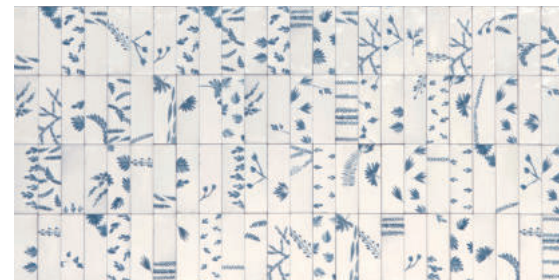
VARIATIONS | Shown in White



Binding Decorative | Shown in White | VTL VLWH BIND38



Bloom Decorative | Shown in White | VTL VLWH BLOOM66
Designs randomly packaged



Bud Decorative | Shown in White | VTL VLWH BUD26
Designs randomly packaged



VELLUM | Beige 3x8 and Blue 3x8 Binding

SIZE	FINISH
6" x 6" x 9.5mm	Gloss
3" x 8" x 9.5mm	Gloss
2" x 6" x 9.5mm	Gloss

DECOS & TRIM	FINISH
6" x 6" Bloom Decorative	Gloss
3" x 8" Binding Decorative	Gloss
2" x 6" Bud Decorative	Gloss

TECHNICAL INFORMATION

	Made in Italy
	Ready Ship
	V2 Slight Variation

PERFORMANCE CHARACTERISTICS

Breaking Strength	> 275 lbs
Chemical Resistance	Resistant
DCOF	N/A
Deep Scratch Resistance	N/A
Frost Resistance	N/A
Mohs Hardness	N/A
Water Absorption	< 0.5%
Certifications	N/A

TILE APPLICATION

AREA	WALL	FLOOR
Residential	•	
Commercial	•	
Heavy Commercial	•	
Exterior		
** Not defined by ANSI Standards		

COMMON SEGMENTS

Corporate	Hospitality	Multi-Family
Restaurant	Retail	

RECOMMENDED GROUT JOINT

Rectified	1/8"
Non-Rectified	3/16"

* Not all sizes/trims are available in all colors and finishes, scan QR code for product details.



VIBES

WALL | GLAZED CERAMIC | SOLID LOOK



White Glossy | VTL VBWH | G



White Matte | VTL VBWH | M



Beige Glossy | VTL VBBG | G



Pink Glossy | VTL VBPN | G



Gray Glossy | VTL VBGR | G



Steel Glossy | VTL VBST | G



Navy Glossy | VTL VBNV | G



Black Matte | VTL VBBL | M

MOSAICS



White Glossy | 3" Hexagon
VTL VBWH MOSHEXG



White Matte | 3" Hexagon
VTL VBWH MOSHEXM




Beige Glossy | 3" Hexagon
VTL VBBG MOSHEXG




Pink Glossy | 3" Hexagon
VTL VBPN MOSHEXG



Gray Glossy | 3" Hexagon
VTL VBGR MOSHEXG



Steel Glossy | 3" Hexagon
VTL VBST MOSHEXG



Navy Glossy | 3" Hexagon
VTL VBNV MOSHEXG



Black Matte | 3" Hexagon
VTL VBBL MOSHEXM



VIBES | White, Steel and Gray 2x20

SIZE	FINISH
2" x 20" x 9.53mm	Gloss Matte
2" x 10" x 7.94mm	Gloss Matte

MOSAIC & TRIM	FINISH
3" x 3" Hexagon Mosaic	Gloss Matte
1/2" x 10" Jolly	Gloss Matte

TECHNICAL INFORMATION

Made in Spain
Ready Ship
V1 Uniform Appearance

PERFORMANCE CHARACTERISTICS

Breaking Strength	120-130lbs
Chemical Resistance	Resistant
DCOF	N/A
Deep Scratch Resistance	N/A
Frost Resistance	Not Resistant
Mohs Hardness	4 - 6
Water Absorption	< 20%
Certifications	N/A

TILE APPLICATION

AREA	WALL	FLOOR
Residential	•	
Commercial	•	
Heavy Commercial	•	
Exterior		

** Not defined by ANSI Standards

* Not all sizes/trims are available in all colors and finishes, scan QR code for product details.

COMMON SEGMENTS

Automotive	Corporate
Multi-Family	Residential


RECOMMENDED GROUT JOINT

Rectified	1/8"
Non-Rectified	3/16"



VIVID

WALL | GLAZED CERAMIC | SOLID LOOK



VIVID | Tea 4x4 and Steel Blue 4x4 Deco

SIZE	FINISH
6" x 6" x 9mm	Gloss
4" x 4" x 9mm	Gloss
4" x 4" x 9mm Decorative	Gloss
3" x 6" x 9mm	Gloss

MOSAICS & TRIM	FINISH
1" x 6" Surface Bullnose	Gloss
1" x 6" Concave & Convex Quarter Round	Gloss
1" x 6" Semi Round Bullnose	Gloss
1" x 4" Surface Bullnose	Gloss
1" x 4" Concave & Convex Quarter Round	Gloss
1" x 4" Semi Round Bullnose	Gloss
1" x 1" Concave & Convex Quarter Round	Gloss

TECHNICAL INFORMATION

- Made in Portugal
- Import
- V2 Slight Variation

PERFORMANCE CHARACTERISTICS

Breaking Strength	≥ 13 N/mm ²
Chemical Resistance	A-LA
DCOF	N/A
Deep Scratch Resistance	N/A
Frost Resistance	N/A
Mohs Hardness	N/A
Water Absorption	0.15
Certifications	N/A

TILE APPLICATION

AREA	WALL	FLOOR
Residential	•	
Commercial	•	
Heavy Commercial	•	
Exterior		

** Not defined by ANSI Standards

COMMON SEGMENTS

Education	Hospitality	Multi=Family
Restaurant	Retail	

RECOMMENDED GROUT JOINT

Rectified	1/8"
Non-Rectified	3/16"

* Not all sizes/trims are available in all colors and finishes, scan QR code for product details.






WATSON

FLOOR & WALL | EXTERIOR WALL | GLAZED COLOR-BODY PORCELAIN | LIMESTONE LOOK




Cream | VTL WTCR



Cream | 2x2
VTL WTCR MOS22



Beige | VTL WTBE



Beige | 2x2
VTL WTBE MOS22




Silver | VTL WTSI



Silver | 2x2
VTL WTSI MOS22




Bronze | VTL WTBZ



Bronze | 2x2
VTL WTBZ MOS22



Steel | VTL WTST



Steel | 2x2
VTL WTST MOS22

SIZE	FINISH
24" x 48" x 8mm Rectified	Matte
24" x 24" x 8mm Rectified	Matte
12" x 24" x 8mm Rectified	Matte
12" x 12" x 8mm Rectified	Matte

MOSAICS & TRIM	FINISH
2" x 2" Mosaic Rectified	Matte
3" x 12" Bullnose Rectified	Matte
6" x 12" Cove Base Rectified	Matte

TECHNICAL INFORMATION



Made in USA



Stock | Ready Ship



V2 Slight Variation



DCOF ≥0.42



Greenguard | Bureau Veritas
NSF EPD

PERFORMANCE CHARACTERISTICS

Breaking Strength	≥400 lb/ft ²
Chemical Resistance	Resistant
DCOF	≥0.42
Deep Scratch Resistance	N/A
Frost Resistance	Resistant
Mohs Hardness	≥ 7
Water Absorption	≤0.4%
Certifications	Greenguard Bureau Veritas NSF EPD

TILE APPLICATION

AREA	WALL	FLOOR
Residential	•	•
Commercial	•	•
Heavy Commercial	•	
Exterior	•	

** Not defined by ANSI Standards

*Not all sizes/trims are available in all colors and finishes, scan QR code for product details.

COMMON SEGMENTS

Corporate	Education	Government
Healthcare	Senior Living	

RECOMMENDED GROUT JOINT

Rectified	1/8"
Non-Rectified	3/16"



WATSON | Cream 24x48 | Steel 24x48 and 2x2 Mosaic



WOVEN

FLOOR & WALL | GLAZED COLOR-BODY PORCELAIN | FABRIC LOOK



White | VTL WOWH




Beige | VTL WOBE



Gray | VTL WOGR



White | 2x2
VTL WOWH MOS22N



White | Straight Stacked
VTL WOWH MOS16SN



Beige | 2x2
VTL WOBE MOS22N



Beige | Straight Stacked
VTL WOBE MOS16SN




Gray | 2x2
VTL WOGR MOS22N



Gray | Straight Stacked
VTL WOGR MOS16SN



Brown | VTL WOBR



Black | VTL WOBL



Brown | 2x2
VTL WOBR MOS22N



Brown | Straight Stacked
VTL WOBR MOS16SN



Black | 2x2
VTL WOBL MOS22N



Black | Straight Stacked
VTL WOBL MOS16SN

SIZE FINISH

12" x 24" x 9mm Rectified

Matte

MOSAICS & TRIM FINISH

2" x 2" Mosaic

Matte

1" x 6" Straight Stacked Mosaic

Matte

3" x 24" Bullnose Rectified

Matte

TECHNICAL INFORMATION



Made in Malaysia



Stock | Ready Ship



V1 Uniform Appearance



DCOF ≥ 0.42

PERFORMANCE CHARACTERISTICS

Breaking Strength $\geq 2600N$

Chemical Resistance N/A

DCOF ≥ 0.42

Deep Scratch Resistance N/A

Frost Resistance Resistant

Mohs Hardness N/A

Water Absorption N/A

Certifications N/A

TILE APPLICATION

AREA WALL FLOOR

Residential • •

Commercial • •

Heavy Commercial •

Exterior

** Not defined by ANSI Standards

* Not all sizes/trims are available in all colors and finishes, scan QR code for product details.

COMMON SEGMENTS

Corporate Healthcare

Retail Senior Living

RECOMMENDED GROUT JOINT

Rectified 1/8"

Non-Rectified 3/16"



WOVEN | Beige 12x24



VITL

COMMERCIAL SURFACES