



VITL

COMMERCIAL SURFACES



COMMERCIAL CATALOG | Edition 4

## CONTENTS

ACCRA	4
ADELAIDE	6
AEOLUS	8
ALEXANDRIA	10
ALLOY	12
AMICA   White Marbles	14
AMICA   Bold Marbles	16
ARTE	18
ASTICOU	20
ATRIUM	22
BASELINE   Neutral	24
BASELINE   Bright	26
BASELINE   Mosaics	28
BENNINGTON	30
BETHANY FALLS	32
BLYTHE	34
BUSHWICK	36
CAMILLA	38
CASCADE	40
CORKTOWN	42
DOLCE	44
DRAMMEN	46
EARTHENWARE	48
ECHO	50
ELBA	52
EMEI	54
EVERETT	56
FAIRBANKS	58
FONTANA	60
FOUNDATION   Mosaics	62
FOUNDATION   Blends & Patterns	64
FRANKFURT	66
GALWAY   Floor	68
GALWAY   Wall	70

GEMSTONE	72
HAILSTORM	74
HAMPTON	76
HOMER	78
IBIZA	80
IRELAND	82
KARLSTAD	84
KAVALA	86
KERAMOS	88
LEMNOS	90
LOGAN	92
LOOMED	94
LOTUS	96
LULWORTH	98
LYRA	100
MALTA	102
MARCELLO	104
MIDTOWN	106
MIDWAY	108
MINKE	110
MODENA   Neutral	112
MODENA   Color	114
MONDO	116
MOOD	118
NORRIS	120
OPTIX   Floor & Wall	122
OPTIX   Wall	124
ORGANIC ROOTS	126
OUTPOST	128
PARKETTE	130
PENRHYN	132
PERSIA	134
PICCADILLY	136
PORTLAND	138

PRISM	140
PURITY	142
REIGN	144
REMINGTON	146
REMINGTON   Brick	148
REN	150
RENAISSANCE	152
RESTORATION	154
RIFT	156
SCENIC	158
SERENITY	160
SKYLINE   Neutral	162
SKYLINE   Bright	164
SKYLINE   Mosaics	166
SLASH	168
SONDER	170
SPOTLIGHT	172
SPOTLIGHT   Gloss	174
STARLING	176
STUDIO	178
STUDIO   Mosaics	180
STUDIO   Blends	184
SWINDON	186
TALLULAH	188
TEMPO   Neutrals	190
TEMPO   Colors	192
THAMES	194
THIS OR THAT	196
TREMAINE	198
VELLUM	200
VIBES	202
VIVID	204
WATSON	206
WOVEN	208

## WELCOME TO VITL SURFACES

Where curated design solutions, expert guidance, and a seamless process come together to create extraordinary results. Our approach is fresh, forward-thinking, and confidently built to help you bring your design vision to life with clarity and purpose.



At VITL, delivering the perfect surface solution isn't just our job, it's our passion. It's the details that bring your space to life. The defining element that transforms a project from functional to unforgettable. We offer a comprehensive range of products including tile, luxury vinyl tile (LVT), quartz, and a full range of setting materials, making VITL your single source for complete project solutions. From floor to wall to countertop, we bring design continuity, performance, and simplicity to every part of your project.

We don't simply distribute products, we curate them with commercial segments in mind. Our collections are hand-selected by our team of experts who understand what exceptional design requires and what commercial performance demands. Proven winners in both style and durability, every selection is chosen with intention for its quality, character, and ability to define a space.

As one of the leading surface distributors in the country, we partner with designers, specifiers, contractors, and project managers who are shaping the future of commercial design. Our knowledgeable team supports you at every stage from early concept to final installation offering expert guidance, design insight, and innovative tools that make sampling, sourcing, and ordering seamless.

VITL Surfaces offers a national reach with operational support from Artivo Surfaces, at a scale to deliver anywhere in the country on time and on budget. From boutique build-outs to national rollouts, we're your trusted partner for projects of every size.



# ACCRA

FLOOR & WALL | COLOR-BODY PORCELAIN | CONCRETE LOOK



White | VTL ARWH



Light Gray | VTL ARLG



Medium Gray | VTL ARMG

SIZE	FINISH
24" x 24" x 7.94mm Rectified	Matte   Light Polished
12" x 24" x 7.94mm Rectified	Matte   Light Polished

MOSAICS & TRIM	FINISH
3" x 24" Bullnose Rectified	Matte
6" x 12" Cove Base	Matte
1" x 6" Cove Base Outcorner	Matte

## TECHNICAL INFORMATION



Made in USA



Made in Mexico



Stock | Ready Ship



V2 Slight Variation



DCOF  $\geq 0.42$

## PERFORMANCE CHARACTERISTICS

Breaking Strength >275 lbs

Chemical Resistance Resistant

DCOF  $\geq 0.42$

Deep Scratch Resistance N/A

Frost Resistance N/A

Mohs Hardness 8

Water Absorption  $\leq 0.5\%$

Certifications N/A

## TILE APPLICATION

AREA	WALL	FLOOR
Residential	•	•
Commercial	•	•
Heavy Commercial	•	
Exterior		

\*\* Not defined by ANSI Standards

\* Not all sizes/trims are available in all colors and finishes, scan QR code for product details.

## COMMON SEGMENTS

Corporate Education

Government Retail

## RECOMMENDED GROUT JOINT

Rectified 1/8"

Non-Rectified 3/16"




ACCRA | Medium Gray 24x24




# ADELAIDE


FLOOR & WALL | GLAZED PORCELAIN & UNGLAZED THROUGH-BODY PORCELAIN | SOLID LOOK




White | VTL ADWH



White | 2x2  
VTL ADWH MOS22N




Cream | VTL ADCR



Cream | 2x2  
VTL ADCR MOS22N



Light Gray | VTL ADLG



Light Gray | 2x2  
VTL ADLG MOS22N



Dark Gray | VTL ADDG



Dark Gray | 2x2  
VTL ADDG MOS22N



Black | VTL ADBL



Black | 2x2  
VTL ADBL MOS22N

SIZE	FINISH
24" x 48" x 9.5mm Rectified   Glazed	Matte   Polished
24" x 24" x 9mm Rectified   Glazed	Matte   Polished
24" x 24" x 9mm Rectified   Unglazed	Matte
24" x 24" x 8.5mm Rectified   Glazed	Polished
12" x 24" x 9mm Rectified   Glazed	Matte   Polished
12" x 24" x 9mm Rectified   Unglazed	Matte
12" x 24" x 8.5mm Rectified   Glazed	Polished
12" x 12" x 9mm Rectified   Unglazed	Matte
12" x 12" x 8.5mm Rectified   Glazed	Polished

NOTE: Glazed Porcelain is available in White only

MOSAICS & TRIM	FINISH
2" x 2" Mosaic	Matte
3" x 24" Bullnose	Matte   Polished

## TECHNICAL INFORMATION

- Made in India
- Ready Ship
- V1 Uniform Appearance
- DCOF  $\geq 0.42$

## PERFORMANCE CHARACTERISTICS

Finish	Matte	Polished
Breaking Strength	$\geq 2200$	$\geq 2000$
Chemical Resistance	N/A	N/A
DCOF	$\geq 0.42$	$< 0.42$
Deep Scratch Resistance	136	135
Frost Resistance	Resistant	Resistant
Mohs Hardness	6 - 9	6 - 9
Water Absorption	N/A	N/A
Certifications	N/A	N/A

## TILE APPLICATION

AREA	WALL	FLOOR
Residential	•	•
Commercial	•	•
Heavy Commercial	•	
Exterior		

\*\* Not defined by ANSI Standards

## COMMON SEGMENTS

Corporate	Education	Healthcare
Retail	Senior Living	

## RECOMMENDED GROUT JOINT

Rectified	1/8"
Non-Rectified	3/16"

\*Not all sizes/trims are available in all colors and finishes, scan QR code for product details.




ADELAIDE | Black and White 12x12, Black 2x2 Mosaic and White 12x24



# AEOLUS

FLOOR & WALL | EXTERIOR WALL | COLOR-BODY PORCELAIN | LIMESTONE LOOK



White | VTL ALWH



White | 2x2  
VTL ALWH MOS22



Beige Mix | Arabesque  
VTL ALBM ARABESQ



Beige Mix | Leaf  
VTL ALBM LEAF



Beige Mix | Wave  
VTL ALBM WAVE




Beige | VTL ALBG



Beige | 2x2  
VTL ALBG MOS22



Light Gray | VTL ALLG



Light Gray | 2x2  
VTL ALLG MOS22



Gray Mix | Arabesque  
VTL ALGM ARABESQ



Gray Mix | Leaf  
VTL ALGM LEAF



Gray Mix | Wave  
VTL ALGM WAVE



Dark Gray | VTL ALDG



Dark Gray | 2x2  
VTL ALDG MOS22

## TECHNICAL INFORMATION



Made in USA



Ready Ship



DCOF ≥ 0.42



Greenguard

## PERFORMANCE CHARACTERISTICS

Breaking Strength	≥300 - ≥400 lbf
Chemical Resistance	Resistant
DCOF	≥ 0.42
Deep Scratch Resistance	N/A
Frost Resistance	Resistant
Mohs Hardness	N/A
Water Absorption	≤ 0.4%
Certifications	Greenguard

## TILE APPLICATION

AREA	WALL	FLOOR
Residential	•	•
Commercial	•	•
Heavy Commercial	•	
Exterior	•	

\*\* Not defined by ANSI Standards

\* Not all sizes/trims are available in all colors and finishes, scan QR code for product details.

## SIZE

24" x 48" x 8mm Rectified	Matte
32" x 32" x 10mm Rectified	Matte
16" x 32" x 8mm Rectified	Matte
12" x 24" x 8mm Rectified	Matte
3" x 12" x 8mm Rectified	Matte

## FINISH

## MOSAICS & TRIM

14" x 15" Wave Mosaic	Matte
13" x 15" Leaf Mosaic	Matte
12" x 15" Arabesque Mosaic	Matte
2" x 2" Mosaic	Matte
3" x 12" Bullnose	Matte

## FINISH

AEOLUS | Beige 32x32





# ALEXANDRIA

FLOOR & WALL | EXTERIOR WALL | GLAZED COLOR-BODY PORCELAIN | MARBLE LOOK



White | VTL AXWH



White | 2x2  
VTL AXWH MOS22M/P




White | 3x6 Brick  
VTL AXWH BRICKM/P



Ivory | VTL AXIV



Ivory | 2x2  
VTL AXIV MOS22M/P



Ivory | 3x6 Brick  
VTL AXIV BRICKM/P



Beige | VTL AXBE




Beige | 2x2  
VTL AXBE MOS22M/P



Beige | 3x6 Brick  
VTL AXBE BRICKM/P



Light Gray | VTL AXLG



Light Gray | 2x2  
VTL AXLG MOS22M/P



Light Gray | 3x6 Brick  
VTL AXLG BRICKM/P



Dark Gray | VTL AXDG



Dark Gray | 2x2  
VTL AXDG MOS22M/P



Dark Gray | 3x6 Brick  
VTL AXDG BRICKM/P

SIZE	FINISH
24" x 48" x 8mm Rectified	Matte   Polished
24" x 24" x 8mm Rectified	Matte   Polished
12" x 24" x 8mm Rectified	Matte   Polished

MOSAICS & TRIM	FINISH
3" x 6" Brick Mosaic Rectified	Matte   Polished
2" x 2" Mosaic Rectified	Matte   Polished
3" x 24" Bullnose Rectified	Matte   Polished

## TECHNICAL INFORMATION

	Made in USA
	Ready Ship
	V3 Moderate Variation
	DCOF $\geq 0.42$
	Greenguard   Bureau Veritas   NSF EPD

## PERFORMANCE CHARACTERISTICS

Finish	Matte	Polished
Breaking Strength	$\geq 275\text{lb}$	$\geq 400\text{lb}/\text{ft}^2$
Chemical Resistance	Resistant	Resistant
DCOF	$\geq 0.42$	$> 0.42$
Deep Scratch Resistance	N/A	N/A
Frost Resistance	Resistant	Resistant
Mohs Hardness	N/A	N/A
Water Absorption	$\leq 0.5\%$	$\leq 0.4\%$
Certifications	Greenguard   Bureau Veritas   NSF EPD	

## TILE APPLICATION

AREA	WALL	FLOOR
Residential	•	•
Commercial	•	•
Heavy Commercial	•	
Exterior	•	

\*\* Not defined by ANSI Standards

## RECOMMENDED GROUT JOINT

Rectified   1/8"	Non-Rectified   3/16"
------------------	-----------------------

## COMMON SEGMENTS

Corporate	Multi-Family
Religious	Residential

\* Not all sizes/trims are available in all colors and finishes, scan QR code for product details.



ALEXANDRIA | White 12x24




# ALLOY

FLOOR & WALL | GLAZED COLOR-BODY PORCELAIN | METAL LOOK



White | VTL AYWH



White | 2x2  
VTL AYWH MOS22



White | Peacock  
VTL AYWH PEACOCK



Beige | VTL AYBE



Beige | 2x2  
VTL AYBE MOS22



Beige | Peacock  
VTL AYBE PEACOCK



Taupe | VTL AYTA



Taupe | 2x2  
VTL AYTA MOS22



Taupe | Peacock  
VTL AYTA PEACOCK



Black | VTL AYBK



Black | 2x2  
VTL AYBK MOS22



Black | Peacock  
VTL AYBK PEACOCK

## SIZE FINISH

24" x 48" x 9mm Rectified

Matte

12" x 24" x 9mm

Matte

## MOSAICS & TRIM FINISH

12" x 13" Peacock Mosaic

Matte

2" x 2" Mosaic

Matte

3" x 24" Bullnose

Matte

6" x 12" Covebase

Matte

## TECHNICAL INFORMATION



Made in USA



Stock | Ready Ship



V2 Slight Variation



DCOF ≥0.42

## PERFORMANCE CHARACTERISTICS

Breaking Strength ≥350 lbf

Chemical Resistance Unaffected

DCOF > 0.42

Deep Scratch Resistance N/A

Frost Resistance Resistant

Mohs Hardness N/A

Water Absorption ≤ 0.5%

Certifications N/A

## TILE APPLICATION

AREA WALL FLOOR

Residential • •

Commercial • •

Heavy Commercial •

Exterior

\*\* Not defined by ANSI Standards

\* Not all sizes/trims are available in all colors and finishes, scan QR code for product details.

## COMMON SEGMENTS

Corporate Healthcare Hospitality

Restaurant Senior Living

## RECOMMENDED GROUT JOINT

Rectified 1/8"


Non-Rectified 3/16"



ALLOY | Beige 12x24 and White Peacock Mosaic

# AMICA | White Marbles

FLOOR & WALL | EXTERIOR WALL | GLAZED PORCELAIN | MARBLE LOOK



SIZE	FINISH
32" x 32" x 11.5mm Rectified	Honed   Polished
24" x 48" x 9mm Rectified	Honed   Polished
24" x 24" x 9.3mm Rectified	Honed   Polished
12" x 24" x 8.7mm Rectified	Honed   Polished
10" x 12" x 8.4mm Hexagon	Honed   Polished
4" x 12" x 8.4mm Rectified	Honed   Polished

MOSAICS & TRIM	FINISH
12" x 13" Helix Mosaic	Polished
8" x 8" Apex Mosaic	Honed
6" Hexagon Mosaic	Honed   Polished
2" x 2" Mosaic	Honed
2" x 2" Hexagon Mosaic	Honed   Polished
3" x 12" Bullnose	Honed   Polished

## TECHNICAL INFORMATION

- Made in Turkey
- Stock | Ready Ship
- V2 Slight Variation
- DCOF ≥ 0.50 (Honed only)
- Greenguard

## PERFORMANCE CHARACTERISTICS

	Honed	Polished
Finish	Honed	Polished
Breaking Strength	> 1600N	> 1600N
Chemical Resistance	N/A	Class A
DCOF	≥0.50	N/A
Deep Scratch Resistance	N/A	N/A
Frost Resistance	Resistant	Resistant
Mohs Hardness	5	5
Water Absorption	≤ 0.5%	≤ 0.5%
Certifications	Greenguard	Greenguard

## TILE APPLICATION

AREA	WALL	FLOOR
Residential	•	•
Commercial	•	•
Heavy Commercial	•	
Exterior	•	

\*\* Not defined by ANSI Standards

## COMMON SEGMENTS

Corporate	Education
Multi-Family	Residential

## RECOMMENDED GROUT JOINT

Rectified	1/8"
Non-Rectified	3/16"

\* Not all sizes/trims are available in all colors and finishes, scan QR code for product details.





# AMICA | Bold Marbles

FLOOR & WALL | EXTERIOR WALL | GLAZED PORCELAIN | MARBLE LOOK



Onyx | VTL AMON



Onyx | 2x2  
VTL AMON MOS22HN/PN



Onyx | 2" Hex  
VTL AMON HEX2HN/PN



Travertino | VTL AMTR



Travertino | 6" Hex  
VTL AMTR HEX6HN/PN



Travertino | 2x2  
VTL AMTR MOS22HN/PN



Marquina | VTL AMMA



Marquina | 6" Hex  
VTL AMMA HEX6HN/PN



Marquina | 2" Hex  
VTL AMMA HEX2HN/PN

SIZE	FINISH
32" x 32" x 11.5mm Rectified	Honed   Polished
24" x 48" x 9mm Rectified	Honed   Polished
24" x 24" x 9.3mm Rectified	Honed   Polished
12" x 24" x 8.7mm Rectified	Honed   Polished
10" x 12" x 8.4mm Hexagon	Honed   Polished
4" x 12" x 8.4mm Rectified	Honed   Polished

MOSAICS & TRIM	FINISH
12" x 13" Helix Mosaic	Polished
8" x 8" Apex Mosaic	Honed
6" Hexagon Mosaic	Honed   Polished
2" x 2" Mosaic	Honed
2" x 2" Hexagon Mosaic	Honed   Polished
3" x 12" Bullnose	Honed   Polished

## TECHNICAL INFORMATION

	Made in Turkey
	Stock   Ready Ship
	V2 Slight Variation
	DCOF ≥ 0.50 (Honed only)
	Greenguard

## PERFORMANCE CHARACTERISTICS

Finish	Honed	Polished
Breaking Strength	> 1600N	> 1600N
Chemical Resistance	N/A	Class A
DCOF	≥0.50	N/A
Deep Scratch Resistance	N/A	N/A
Frost Resistance	Resistant	Resistant
Mohs Hardness	5	5
Water Absorption	≤ 0.5%	≤ 0.5%
Certifications	Greenguard	Greenguard

## TILE APPLICATION

AREA	WALL	FLOOR
Residential	•	•
Commercial	•	•
Heavy Commercial	•	
Exterior	•	

\*\* Not defined by ANSI Standards

## COMMON SEGMENTS

Corporate	Education
Multi-Family	Residential

## RECOMMENDED GROUT JOINT

Rectified	1/8"
Non-Rectified	3/16"

\* Not all sizes/trims are available in all colors and finishes, scan QR code for product details.


















ARTE | Gray 12x24

# ARTE

FLOOR & WALL | EXTERIOR WALL | GLAZED COLOR-BODY PORCELAIN | METAL LOOK

 Gray   VTL AEGR	 Gray   2x2 VTL AEGR MOS22R	 Gray   9x10 Hex VTL AEGR HEXAGON	 Dark Gray   VTL AEDG	 Dark Gray   2x2 VTL AEDG MOS22R
 Light Brown   VTL AELB	 Light Brown   2x2 VTL AELB MOS22R	 Light Brown   9x10 Hex VTL AELB HEXAGON	 Brown   VTL AEBR	 Brown   2x2 VTL AEBR MOS22R
 White   VTL AEWH	 White   2x2 VTL AEWH MOS22R	 White   9x10 Hex VTL AEWH HEXAGON		

SIZE	FINISH
24" x 24" x 9mm Rectified	Matte
12" x 24" x 9mm Rectified	Matte
9" x 10" x 9mm Hexagon	Matte

MOSAICS & TRIM	FINISH
2" x 2" Mosaic Rectified	Matte
3" x 24" Bullnose Rectified	Matte
6" x 12" Cove Base Rectified	Matte

## TECHNICAL INFORMATION

-  Made in USA
-  Stock | Ready Ship
-  V1 Uniform Appearance
-  DCOF ≥0.42
-  VOC Free | Green Squared

## PERFORMANCE CHARACTERISTICS

Breaking Strength	≥250 lbf
Chemical Resistance	Resistant
DCOF	≥ 0.42
Deep Scratch Resistance	N/A
Frost Resistance	Resistant
Mohs Hardness	N/A
Water Absorption	≤ 0.5%
Certifications	VOC Free   Green Squared

## TILE APPLICATION

AREA	WALL	FLOOR
Residential	•	•
Commercial	•	•
Heavy Commercial	•	
Exterior	•	

\*\* Not defined by ANSI Standards

\* Not all sizes/trims are available in all colors and finishes, scan QR code for product details.

## COMMON SEGMENTS

Corporate	Education
Government	Retail

## RECOMMENDED GROUT JOINT

Rectified	1/8"
Non-Rectified	3/16"





ASTICOU | Birch 8x48

# ASTICOU

FLOOR & WALL | EXTERIOR WALL | GLAZED COLOR-BODY PORCELAIN | WOOD LOOK

 Oak   VTL ASOA	 Oak   Herringbone VTL ASOA HERRING	 Birch   VTL ASBI	 Birch   Herringbone VTL ASBI HERRING
 Ash   VTL ASAS	 Ash   Herringbone VTL ASAS HERRING	 Teak   VTL ASTE	 Teak   Herringbone VTL ASTE HERRING
 Walnut   VTL ASWA	 Walnut   Herringbone VTL ASWA HERRING		
 Ash & Oak   Cassetone VTL ASAO 2424DECO	 Birch & Teak   Cassetone VTL ASBT 2424DECO	 Birch, Teak & Walnut   Cassetone VTL ASBW 2424DECO	 Teak & Walnut   Cassetone VTL ASTW 2424DECO

SIZE	FINISH
12" x 48" x 20mm Outdoor Rectified	Matte
8" x 48" x 8mm Rectified	Matte
6" x 36" x 10mm Rectified	Matte

MOSAICS & TRIM	FINISH
12" x 15" Herringbone Mosaic Rectified	Matte
24" x 24" Cassetone Decor Rectified	Matte

## TECHNICAL INFORMATION

-  Made in USA
-  Ready Ship
-  V3 Moderate Variation
-  V4 Substantial Variation
-  DCOF ≥0.42
-  Greenguard | Bureau Veritas | NSF EPD

## PERFORMANCE CHARACTERISTICS

Breaking Strength	≥ 400 lb/ft <sup>2</sup>
Chemical Resistance	Resistant
DCOF	≥ 0.42
Deep Scratch Resistance	N/A
Frost Resistance	Resistant
Mohs Hardness	N/A
Water Absorption	≤ 0.5%
Certifications	Greenguard   Bureau Veritas NSF EPD

## TILE APPLICATION

AREA	WALL	FLOOR
Residential	•	•
Commercial	•	•
Heavy Commercial	•	
Exterior	•	

\*\* Not defined by ANSI Standards

## COMMON SEGMENTS

Government	Hospitality
Multi-Family	Restaurant

## RECOMMENDED GROUT JOINT

Rectified	1/8"
Non-Rectified	3/16"


\* Not all sizes/trims are available in all colors and finishes, scan QR code for product details.





# ATRIUM

FLOOR & WALL | COLOR-BODY PORCELAIN | CONCRETE LOOK



White | VTL ATWH



Beige | VTL ATBE




Light Gray | VTL ATLI



Medium Gray | VTL ATME



Dark Gray | VTL ATDA



Taupe | VTL ATTA

## SIZE

24" x 24" x 9.53mm Rectified	Matte   Polished
24" x 24" x 9.53mm Textured Rectified	Bush-Hammered
12" x 24" x 7.94mm Rectified	Matte   Polished

## FINISH

## MOSAICS & TRIM

4" x 24" Bullnose Rectified	Matte   Polished
-----------------------------	------------------

## FINISH

ATRIUM | Beige 24x24

## TECHNICAL INFORMATION

	Made in Brazil
	Ready Ship
	V2 Slight Variation
	DCOF $\geq 0.42$

## PERFORMANCE CHARACTERISTICS

Finish	Matte	Polished
Breaking Strength	>275 lbs	>275 lbs
Chemical Resistance	Resistant	Resistant
DCOF	$\geq 0.42$	N/A
Deep Scratch Resistance	N/A	N/A
Frost Resistance	N/A	N/A
Mohs Hardness	6	5
Water Absorption	< 0.5	< 0.5
Certifications	N/A	N/A

## TILE APPLICATION

AREA	WALL	FLOOR
Residential	•	•
Commercial	•	•
Heavy Commercial	•	
Exterior		

\*\* Not defined by ANSI Standards

\* Not all sizes/trims are available in all colors and finishes, scan QR code for product details.

## COMMON SEGMENTS

Corporate	Education
Multi-Family	Residential

## RECOMMENDED GROUT JOINT

Rectified	1/8"
Non-Rectified	3/16"





BASELINE | Ivory Gloss 2x8

# BASELINE | Neutral

WALL | GLAZED CERAMIC | SOLID LOOK



SIZE*	FINISH
8" x 24" x 9.3mm	Gloss   Matte
6" x 6" x 7.9mm	Gloss   Matte
4" x 16" x 9.3mm	Gloss   Matte
4" x 12" x 7.9mm	Gloss   Matte
4" x 4" x 7.9mm	Gloss   Matte
3" x 6" x 7.9mm	Gloss   Matte
2" x 8" x 7.9mm	Gloss   Matte

MOSAICS & TRIM*	FINISH
6" x 6" Sanitary Cove Base	Gloss   Matte
6" x 6" Sanitary Cove Base Corner Left   Right	Gloss   Matte
6" x 6" Flat Top Cove Base	Gloss   Matte
6" x 6" Flat Top Cove Base Corner Left   Right	Gloss   Matte
4" x 6" Sanitary Cove Base	Gloss   Matte
4" x 6" Sanitary Cove Base Corner Left   Right	Gloss   Matte
4" x 4" Surface Bullnose	Gloss   Matte
4" x 4" Bullnose Corner	Gloss   Matte
4" x 4" Flat Top Cove Base	Gloss   Matte
4" x 4" Flat Top Cove Base Corner Left   Right	Gloss   Matte
3" x 6" Flat Top Cove Base	Gloss   Matte
3" x 6" Surface Bullnose (6" Glazed Edge)	Gloss   Matte
3" x 6" Flat Top Cove Base Corner Left   Right	Gloss   Matte
2" x 6" Radius Bullnose	Gloss   Matte
2" x 6" Surface Bullnose (6" Glazed Edge)	Gloss   Matte
2" x 2" Radius Bullnose Corner	Gloss   Matte
2" x 2" Surface Bullnose Corner	Gloss   Matte
1/2" x 12" Jolly	Gloss   Matte
3/4" x 6" Quarter Round	Gloss   Matte
1" x 6" Quarter Round Corner	Gloss   Matte

## TECHNICAL INFORMATION

- Made in Mexico
- Stock | Ready Ship
- V1 Uniform Appearance

## PERFORMANCE CHARACTERISTICS

Breaking Strength	120-230 lbs
Chemical Resistance	Resistant
DCOF	N/A
Deep Scratch Resistance	N/A
Frost Resistance	N/A
Mohs Hardness	4-6
Water Absorption	<20.0
Certifications	N/A

## TILE APPLICATION

AREA	WALL	FLOOR
Residential	•	
Commercial	•	
Heavy Commercial	•	
Exterior		

\*\* Not defined by ANSI Standards

\* Not all sizes/trims are available in all colors and finishes, scan QR code for product details.

## COMMON SEGMENTS

Corporate	Education	Healthcare
Hospitality	Multi-Family	

## RECOMMENDED GROUT JOINT

Rectified	1/8"
Non-Rectified	3/16"





# BASELINE | Bright

WALL | GLAZED CERAMIC | SOLID LOOK



SIZE*	FINISH
8" x 24" x 9.3mm	Gloss   Matte
4" x 16" x 9.3mm	Gloss   Matte
4" x 12" x 7.9mm	Gloss   Matte
4" x 4" x 7.9mm	Gloss   Matte
3" x 6" x 7.9mm	Gloss   Matte
2" x 8" x 7.9mm	Gloss   Matte

MOSAICS & TRIM	FINISH
1/2" x 12" Jolly	Gloss   Matte

## TECHNICAL INFORMATION

- Made in Mexico
- Stock | Ready Ship
- V1 Uniform Appearance

## PERFORMANCE CHARACTERISTICS

Breaking Strength	120-230 lbs
Chemical Resistance	Resistant
DCOF	N/A
Deep Scratch Resistance	N/A
Frost Resistance	N/A
Mohs Hardness	4-6
Water Absorption	<20.0
Certifications	N/A

## TILE APPLICATION

AREA	WALL	FLOOR
Residential	•	
Commercial	•	
Heavy Commercial	•	
Exterior		

\*\* Not defined by ANSI Standards

## COMMON SEGMENTS

Corporate	Education	Healthcare
Hospitality	Multi-Family	

## RECOMMENDED GROUT JOINT

Rectified	1/8"
Non-Rectified	3/16"


\* Not all sizes/trims are available in all colors and finishes, scan QR code for product details.



BASELINE | Ice Gloss and Azure Gloss 3x6

# BASELINE | Mosaics

FLOOR & WALL | GLAZED CERAMIC | SOLID LOOK



BASELINE | Bianco/Black 1.5\"/>

SIZE*	FINISH
2" x 3" x 6.35mm Diamond Mosaic	Gloss   Matte
2" x 3" x 6.35mm Geo Mosaic	Matte
2" x 2" x 6.35mm Mosaic	Gloss   Matte
1.5" x 1.5" x 6.35mm Hexagon Mosaic	Gloss   Matte
1" x 3" x 6.35mm Basketweave Mosaic	Matte
11" x 14" x 6.35mm Penny Round Mosaic	Gloss   Matte

MOSAICS & TRIM	FINISH
1/2" x 12" Jolly	Gloss   Matte

## TECHNICAL INFORMATION

- Made in Mexico
- Stock | Ready Ship
- DCOF ≥0.42 (Matte only)
- V1 Uniform Appearance

## PERFORMANCE CHARACTERISTICS

	Gloss	Matte
Finish	Gloss	Matte
Breaking Strength	>250 lbs	>250 lbs
Chemical Resistance	Resistant	Resistant
DCOF	N/A	> 0.42
Deep Scratch Resistance	N/A	N/A
Frost Resistance	N/A	N/A
Mohs Hardness	4 - 6	8
Water Absorption	<3.0%	<3.0%
Certifications	N/A	N/A

## TILE APPLICATION

AREA	WALL	FLOOR
Residential	•	•
Commercial	•	•
Heavy Commercial	•	
Exterior		

\*\* Not defined by ANSI Standards

## COMMON SEGMENTS

Corporate	Education	Healthcare
Hospitality	Multi-Family	

## RECOMMENDED GROUT JOINT

Rectified	1/8"
Non-Rectified	3/16"

\* Not all sizes/trims are available in all colors and finishes, scan QR code for product details.





# BENNINGTON

FLOOR & WALL | PORCELAIN | SLATE LOOK




Gray | VTL BNGY



Gray | 2x2  
VTL BNGY MOS22




Black | VTL BNBK



Black | 2x2  
VTL BNBK MOS22



Bronze | VTL BNBZ



Bronze | 2x2  
VTL BNBZ MOS22

SIZE FINISH

12" x 24" x 8.2mm Rectified Matte

MOSAICS & TRIM FINISH

2" x 2" Mosaic Matte

4" x 12" Bullnose Matte

3" x 12" Bullnose Rectified Matte

## TECHNICAL INFORMATION



Made in USA



Stock



V3 Moderate Variation



DCOF ≥0.42

## PERFORMANCE CHARACTERISTICS

Breaking Strength ≥ 325lbs

Chemical Resistance Class A

DCOF ≥ 0.42

Deep Scratch Resistance N/A

Frost Resistance Resistant

Mohs Hardness N/A

Water Absorption ≤0.5%

Certifications N/A

## TILE APPLICATION

AREA WALL FLOOR

Residential • •

Commercial • •

Heavy Commercial •

Exterior

\*\* Not defined by ANSI Standards

## COMMON SEGMENTS

Government Multi-Family

Residential Retail

## RECOMMENDED GROUT JOINT

Rectified 1/8"

Non-Rectified 3/16"

\*Not all sizes/trims are available in all colors and finishes, scan QR code for product details.



BENNINGTON | Black 12x24




BETHANY FALLS | Gray 24x48

# BETHANY FALLS

FLOOR & WALL | GLAZED COLOR-BODY PORCELAIN | LIMESTONE LOOK



White | VTL BTWH



White | 2x2  
VTL BTWH MOS22



White | Chevron  
VTL BTWH CHEVRON




Gray | VTL BTGY



Gray | 2x2  
VTL BTGY MOS22



Gray | Chevron  
VTL BTGY CHEVRON



Beige | VTL BTBE



Beige | 2x2  
VTL BTBE MOS22



Beige | Chevron  
VTL BTBE CHEVRON



Taupe | VTL BTTA




Taupe | 2x2  
VTL BTTA MOS22



Taupe | Chevron  
VTL BTTA CHEVRON



Black | VTL BTBK



Black | 2x2  
VTL BTBK MOS22



Black | Chevron  
VTL BTBK CHEVRON

SIZE	FINISH
24" x 48" x 9.5mm Rectified	Matte   Light Polished
24" x 24" x 9.5mm Rectified	Matte   Light Polished
12" x 24" x 9.5mm Rectified	Matte   Light Polished
12" x 24" x 9.5mm Textured Rect.	Bush-Hammered

MOSAICS & TRIM	FINISH
12" x 13" Chevron Mosaic Mixed	Mixed Finishes
2" x 2" Mosaic	Matte
3" x 24" Bullnose Rectified	Matte   Light Polished
6" x 12" Cove Base	Matte
1" x 6" Cove Base Out Corner	Matte

## TECHNICAL INFORMATION

	Made in USA
	Ready Ship
	V3 Moderate Variation
	DCOF Matte $\geq 0.42$ DCOF Bush-Hammered $\geq 0.60$

## PERFORMANCE CHARACTERISTICS

Breaking Strength	> 275 lbs
Chemical Resistance	Resistant
DCOF	Light Polished N/A Matte $\geq 0.42$ Bush-Hammered $\geq 0.60$
Deep Scratch Resistance	N/A
Frost Resistance	Resistant
Mohs Hardness	7
Water Absorption	< 0.50%
Certifications	Green Squared

## TILE APPLICATION

AREA	WALL	FLOOR
Residential	•	•
Commercial	•	•
Heavy Commercial	•	
Exterior		

\*\* Not defined by ANSI Standards

## COMMON SEGMENTS

Corporate	Education	Government
Hospitality	Restaurant	

## RECOMMENDED GROUT JOINT

Rectified	1/8"
Non-Rectified	3/16"

\* Not all sizes/trims are available in all colors and finishes, scan QR code for product details.






# BLYTHE


FLOOR & WALL | EXTERIOR WALL | PORCELAIN | MARBLE LOOK



White | VTL BYWH



White | 2x4 VTL BYWH MOS24L | White | 1x6 VTL BYWH MOS16L




Gold | VTL BYGD



Gold | 2x4 VTL BYGD MOS24L | Gold | 1x6 VTL BYGD MOS16L




Beige | VTL BYBE




Beige | 2x4 VTL BYBE MOS24L | Beige | 1x6 VTL BYBE MOS16L




Light Gray | VTL BYLG



Light Gray | 2x4 VTL BYLG MOS24L | Light Gray | 1x6 VTL BYLG MOS16L




Bronze | VTL BYBZ



Bronze | 2x4 VTL BYBZ MOS24L | Bronze | 1x6 VTL BYBZ MOS16L



Black | VTL BYBK



Black | 2x4 VTL BYBK MOS24L | Black | 1x6 VTL BYBK MOS16L

## TECHNICAL INFORMATION

- Made in USA
- Stock | Ready Ship
- V3 Moderate Variation
- DCOF 0.50 - 0.60
- Green Squared

## PERFORMANCE CHARACTERISTICS

Breaking Strength	> 450lbf
Chemical Resistance	Resistant
DCOF	0.50 - 0.60
Deep Scratch Resistance	N/A
Frost Resistance	Resistant
Mohs Hardness	7
Water Absorption	< 0.50%
Certifications	Green Squared

## TILE APPLICATION

AREA	WALL	FLOOR
Residential	•	•
Commercial	•	•
Heavy Commercial	•	
Exterior	•	

\*\* Not defined by ANSI Standards

\* Not all sizes/trims are available in all colors and finishes, scan QR code for product details.

## SIZE FINISH

24" x 48" x 10.5mm Leather Rectified	Matte
12" x 24" x 9.5mm Textured Exterior Rectified	Bush-Hammered
12" x 24" x 9.5mm Leather	Matte

## MOSAICS & TRIM FINISH

2" x 4" Mosaic Leather	Matte
1" x 6" Mosaic Leather	Matte
4" x 24" Bullnose Leather	Matte
6" x 12" Cove Base Unpolished	Matte

## COMMON SEGMENTS

Corporate	Hospitality	Religious
Restaurant	Retail	

## RECOMMENDED GROUT JOINT

Rectified	1/8"
Non-Rectified	3/16"



BLYTHE | Beige and Bronze 24x48 and Bronze 1x6 Mosaic

# BUSHWICK

FLOOR & WALL | EXTERIOR WALL | PORCELAIN | CONCRETE LOOK



BUSHWICK | Brown 24x24 and Taupe/White Decoro A and B

## TECHNICAL INFORMATION

- Made in Italy
- Import
- V2 Slight Variation
- DCOF  $\geq 0.42$

## PERFORMANCE CHARACTERISTICS

Finish	Bush-Hammered	Matte	Satin   Semi-Matte
Breaking Strength	1350 N	2200 N	2200 N
Chemical Resistance	UA-ULA-UHA	UA-ULA-UHA	UA-ULA-ULB-UHA-UHB
DCOF	> 0.42	> 0.42	> 0.42
Deep Scratch Resistance	140mm <sup>3</sup>	140mm <sup>3</sup>	140mm <sup>3</sup>
Frost Resistance	Resistant	Resistant	Resistant
Mohs Hardness	N/A	N/A	N/A
Water Absorption	0.0008	0.0008	0.0008
Certifications	N/A	N/A	N/A

## TILE APPLICATION

AREA	WALL	FLOOR
Residential	•	•
Commercial	•	•
Heavy Commercial	•	•
Exterior	•	

\*\* Not defined by ANSI Standards

## COMMON SEGMENTS

Healthcare	Senior Living
------------	---------------

## SIZE

64" x 128" x 6mm Slab Rectified	Matte
64" x 64" x 6mm Slab Rectified	Matte
48" x 112" x 6mm Slab Rectified	Matte
48" x 96" x 6mm Slab Rectified	Matte
48" x 96" x 6mm Slab R+PTV Rect.	Bush-Hammered
48" x 48" 6mm Slab Rectified	Matte
48" x 48" x 6mm Slab R+PTV Rect.	Bush-Hammered
32" x 32" x 6mm Rectified	Matte
32" x 32" x 9mm Rectified	Matte   Satin/Semi-Matte
24" x 48" x 6mm Rectified	Matte
24" x 48" x 9mm Rectified	Matte   Satin/Semi-Matte
24" x 24" x 20mm Rectified	Bush-Hammered
24" x 24" x 9mm Rectified	Matte   Satin/Semi-Matte
12" x 24" x 9mm Rectified	Bush-Hammered
12" x 24" x 9mm Rectified	Matte   Satin/Semi-Matte

## MOSAICS & TRIM

MOSAICS & TRIM	FINISH
3" x 6" Mosaic	Matte
3" x 3" Mosaic	Matte
1" x 1" Mosaic	Matte
1/2" x 1" Mosaic	Matte
12" x 12" Decoro A	Satin/Semi-Matte
12" x 12" Decoro B	Satin/Semi-Matte
6" x 24" Listello Mix 3D	Satin/Semi-Matte
2" x 32" Bullnose	Matte
2" x 24" Bullnose	Matte   Satin/Semi-Matte
13" x 47" Gradino	Matte   Satin/Semi-Matte
13" x 47" Angolo Gradino	Matte   Satin/Semi-Matte
13" x 47" Angolo Gradino Left   Right	Matte   Satin/Semi-Matte
12" x 12" Decoro A & B Soft Rectified	Satin/Semi-Matte
6" x 24" Elemento Elle	Bush-Hammered
6" x 24" Listello Mix 3D Deco Soft	Satin/Semi-Matte

## RECOMMENDED GROUT JOINT

Rectified   1/8"	Non-Rectified   3/16"
------------------	-----------------------

\* Not all sizes/trims are available in all colors and finishes, scan QR code for product details.






CAMILLA | White 12x24

# CAMILLA

FLOOR & WALL | EXTERIOR WALL | GLAZED COLOR-BODY PORCELAIN | MARBLE LOOK



White | VTL CAWH



White | 3x3 Hexagon  
VTL CAWH HEX



White | Listello  
VTL CAWH LIST312P




Beige | VTL CABB



Beige | 3x3 Hexagon  
VTL CABB HEX



Beige | Listello  
VTL CABB LIST312P



Brown | VTL CABR



Brown | 3x3 Hexagon  
VTL CABR HEX



Brown | Listello  
VTL CABR LIST312P




Grey | VTL CAGR



Grey | 3x3 Hexagon  
VTL CAGR HEX



Grey | Listello  
VTL CAGR LIST312P



Black | VTL CABL



Black | 3x3 Hexagon  
VTL CABL HEX



Black | Listello  
VTL CABL LIST312P

SIZE	FINISH
24" x 24" x 8mm Rectified	Matte   Polished
12" x 24" x 8mm Rectified	Matte   Polished
12" x 12" x 8mm Rectified	Matte   Polished

MOSAICS & TRIM	FINISH
3" x 3" Hexagon Mosaic Rectified	Matte   Polished
3" x 12" Listello Rectified	Polished
3" x 12" Bullnose Rectified	Matte   Polished

## TECHNICAL INFORMATION

	Made in USA
	Stock   Ready Ship
	V3 Moderate Variation
	DCOF $\geq 0.42$
	Greenguard   Bureau Veritas   NSF EPD

## PERFORMANCE CHARACTERISTICS

Breaking Strength	$\geq 400$ lb/ft <sup>2</sup>
Chemical Resistance	Resistant
DCOF	$\geq 0.42$
Deep Scratch Resistance	N/A
Frost Resistance	Resistant
Mohs Hardness	$\geq 7$
Water Absorption	$\leq 0.4\%$
Certifications	Greenguard   Bureau Veritas   NSF EPD

## TILE APPLICATION

AREA	WALL	FLOOR
Residential	•	•
Commercial	•	•
Heavy Commercial	•	
Exterior	•	

\*\* Not defined by ANSI Standards

## COMMON SEGMENTS

Hospitality	Multi-Family
Residential	Restaurant

## RECOMMENDED GROUT JOINT

Rectified	1/8"
Non-Rectified	3/16"

\*Not all sizes/trims are available in all colors and finishes, scan QR code for product details.





# CASCADE

FLOOR & WALL | EXTERIOR WALL | GLAZED COLOR-BODY PORCELAIN | TRAVERTINE LOOK



White | VTL CCWH



White | 2x2  
VTL CCWH MOS22



White | 1x4 Herringbone  
VTL CCWH HERRING



Beige | VTL CCBE



Beige | 2x2  
VTL CCBE MOS22



Beige | 1x4 Herringbone  
VTL CCBE HERRING



Taupe | VTL CCTA



Taupe | 2x2  
VTL CCTA MOS22



Taupe | 1x4 Herringbone  
VTL CCTA HERRING



Black | VTL CCBL



Black | 2x2  
VTL CCBL MOS22



Black | 1x4 Herringbone  
VTL CCBL HERRING

SIZE	FINISH
12" x 24" x 9mm Rectified	Matte
6" x 24" x 9mm Rectified	Matte

MOSAICS & TRIM	FINISH
2" x 2" Mosaic	Matte
1" x 4" Herringbone Mosaic	Matte
3" x 24" Bullnose Rectified	Matte
6" x 12" Covebase	Matte

## TECHNICAL INFORMATION



Made in USA



Stock | Ready Ship



V2 Slight Variation



DCOF ≥0.42

## PERFORMANCE CHARACTERISTICS

Breaking Strength	≥ 400 lbs
Chemical Resistance	Resistant
DCOF	> 0.42
Deep Scratch Resistance	N/A
Frost Resistance	Resistant
Mohs Hardness	N/A
Water Absorption	≤ 0.5%
Certifications	N/A

## TILE APPLICATION

AREA	WALL	FLOOR
Residential	•	•
Commercial	•	•
Heavy Commercial	•	
Exterior	•	

\*\* Not defined by ANSI Standards

\* Not all sizes/trims are available in all colors and finishes, scan QR code for product details.

## COMMON SEGMENTS

Corporate	Education	Healthcare
Hospitality	Multi-Family	

## RECOMMENDED GROUT JOINT

Rectified	1/8"
Non-Rectified	3/16"



CASCADE | Beige 12x24



CORKTOWN | Red Mix 2x8

# CORKTOWN

FLOOR & WALL | EXTERIOR WALL | GLAZED PORCELAIN | BRICK LOOK



Ivory | VTL CKIV



Brown | VTL CKBR



Red Mix | VTL CKRM



Gray | VTL CKGR



Dark Gray | VTL CKDG

SIZE	FINISH
4" x 8" x 11.1mm	Matte
2" x 8" x 11.1mm	Matte

## TECHNICAL INFORMATION

- Made in Mexico
- Ready Ship
- V4 Substantial Variation
- DCOF  $\geq$ 0.42

## PERFORMANCE CHARACTERISTICS

Breaking Strength	> 400 lbs
Chemical Resistance	Resistant
DCOF	> 0.42
Deep Scratch Resistance	N/A
Frost Resistance	Resistant
Mohs Hardness	N/A
Water Absorption	< 3%
Certifications	N/A

## TILE APPLICATION

AREA	WALL	FLOOR
Residential	•	•
Commercial	•	•
Heavy Commercial	•	
Exterior	•	

\*\* Not defined by ANSI Standards


## COMMON SEGMENTS

Corporate	Government	Multi-Family
Restaurant	Retail	

## RECOMMENDED GROUT JOINT

Rectified	1/8"
Non-Rectified	3/16"

\* Not all sizes/trims are available in all colors and finishes, scan QR code for product details.





DOLCE | Matcha and Vanilla 5x10





# DOLCE

WALL | GLAZED CERAMIC & GLAZED PORCELAIN | SOLID LOOK

## GLAZED CERAMIC 5x10

				
Vanilla Matte VTL DOVA 510M	Sugar Gloss VTL DOSU 510G	Cookies & Cream Matte VTL DOCC 510M	Icing Gloss VTL DOIC 510G	Licorice Gloss VTL DOLI 510G
				
Nougat Matte VTL DONO 510M	Sea Salt Gloss VTL DOSE 510G	Rose Matte VTL DORO 510M	Taffy Gloss VTL DOTA 510G	Mulberry Matte VTL DOMU 510M
				
Matcha Matte VTL DOMA 510M	Peppermint Gloss VTL DOPE 510G	Cotton Candy Matte VTL DOCT 510M	Spearmint Gloss VTL DOSP 510G	Blue Moon Gloss VTL DOBL 510G

## GLAZED PORCELAIN 5x5

							
Vanilla Gloss VTL DOVA 55G	Cookie Matte VTL DOCO 55M	Wafer Matte VTL DOWA 55M	Caramel Gloss VTL DOCA 55G	Watermelon Gloss VTL DOWM 55G	Wintergreen Gloss VTL DOWI 55G	Cotton Candy Gloss VTL DOCT 55G	Huckleberry Gloss VTL DOHU 55G

### SIZE

5" x 10" x 8.5mm Glazed Ceramic


5" x 5" x 8.5mm Glazed Porcelain

### FINISH

Gloss | Matte

Gloss | Matte

### TECHNICAL INFORMATION

-  Made in Spain
-  Ready Ship

### PERFORMANCE CHARACTERISTICS

Finish	Ceramic	Porcelain
Breaking Strength	> 12 N/mm <sup>2</sup>	35 N/mm <sup>2</sup>
Chemical Resistance	GA-GHA	GA-GHA-GLB-GHB
DCOF	N/A	N/A
Deep Scratch Resistance	N/A	N/A
Frost Resistance	N/A	N/A
Mohs Hardness	N/A	N/A
Water Absorption	> 10%	≤0.5%
Certifications	N/A	N/A

### TILE APPLICATION

AREA	WALL	FLOOR
Residential	•	
Commercial	•	
Heavy Commercial	•	
Exterior		

\*\* Not defined by ANSI Standards

\* Not all sizes/trims are available in all colors and finishes, scan QR code for product details.

### COMMON SEGMENTS

Corporate	Hospitality	Multi-Family
Residential	Restaurant	

### RECOMMENDED GROUT JOINT


Rectified	1/8"
Non-Rectified	3/16"





# DRAMMEN


FLOOR & WALL | GLAZED COLOR-BODY PORCELAIN | SLATE LOOK



Light Gray | VTL DMLG



Light Gray | 6" Hex  
VTL DMLG MOS6HEX



Light Gray | 2x2  
VTL DMLG MOS22



Light Gray | 2" Hex  
VTL DMLG MOS2HEX



Medium Gray | VTL DMMG



Medium Gray | 6" Hex  
VTL DMMG MOS6HEX



Medium Gray | 2x2  
VTL DMMG MOS22



Medium Gray | 2" Hex  
VTL DMMG MOS2HEX




Dark Gray | VTL DMDG




Dark Gray | 6" Hex  
VTL DMDG MOS6HEX



Dark Gray | 2x2  
VTL DMDG MOS22




Dark Gray | 2" Hex  
VTL DMDG MOS2HEX



Graphite | VTL DMGR



Graphite | 6" Hex  
VTL DMGR MOS6HEX



Graphite | 2x2  
VTL DMGR MOS22



Graphite | 2" Hex  
VTL DMGR MOS2HEX

DRAMMEN | Medium Gray 24x24 and 6" Hexagon

## SIZE FINISH

24" x 48" x 10.3mm Rectified	Matte
24" x 24" x 9.3mm Rectified	Matte
12" x 24" x 8.4mm Rectified	Matte

## MOSAICS & TRIM FINISH

6" x 6" Hex Mosaic	Matte
2" x 2" Mosaic	Matte
2" x 2" Hex Mosaic	Matte
3" x 24" Bullnose	Matte

## TECHNICAL INFORMATION

	Made in Turkey
	Ready Ship
	V2 Slight Variation
	DCOF $\geq$ 0.42
	Greenguard

## PERFORMANCE CHARACTERISTICS

Breaking Strength	>1600 - >1750
Chemical Resistance	N/A
DCOF	> 0.42
Deep Scratch Resistance	N/A
Frost Resistance	Resistant
Mohs Hardness	N/A
Water Absorption	N/A
Certifications	Greenguard

## TILE APPLICATION

AREA	WALL	FLOOR
Residential	•	•
Commercial	•	•
Heavy Commercial	•	
Exterior	•	•

\*\* Not defined by ANSI Standards

\* Not all sizes/trims are available in all colors and finishes, scan QR code for product details.

## COMMON SEGMENTS

Automotive	Corporate
Government	Retail

## RECOMMENDED GROUT JOINT

Rectified	1/8"
Non-Rectified	3/16"





# EARTHENWARE

FLOOR & WALL | EXTERIOR WALL | PORCELAIN | LIMESTONE LOOK



Cirrus | VTL EWCI




Cirrus | 2x2  
VTL EWCI MOS22



Cirrus | Split Hex  
VTL EWCI SPLITHEX



Cumulus | VTL EWCU




Cumulus | 2x2  
VTL EWCU MOS22



Cumulus | Split Hex  
VTL EWCU SPLITHEX




Stratus | VTL EWST




Stratus | 2x2  
VTL EWST MOS22



Stratus | Split Hex  
VTL EWST SPLITHEX



Nimbus | VTL EWNI



Nimbus | 2x2  
VTL EWNI MOS22



Nimbus | Split Hex  
VTL EWNI SPLITHEX

SIZE	FINISH
24" x 48" x 9mm Rectified	Matte
12" x 24" x 9mm	Matte

MOSAICS & TRIM	FINISH
2" x 2" Mosaic	Matte
9" x 10" Split Hex Mosaic	Matte
3" x 24" Bullnose	Matte
6" x 12" Cove Base	Matte

## TECHNICAL INFORMATION

	Made in USA
	Stock   Ready Ship
	V3 Moderate Variation
	DCOF $\geq 0.42$
	Greenguard   VOC Free   HPD   EPD

## PERFORMANCE CHARACTERISTICS

Breaking Strength	$\geq 350$ lbf
Chemical Resistance	Resistant
DCOF	$\geq 0.42$
Deep Scratch Resistance	N/A
Frost Resistance	Resistant
Mohs Hardness	N/A
Water Absorption	$\leq 0.5\%$
Certifications	Greenguard   VOC Free   HPD   EPD

## TILE APPLICATION

AREA	WALL	FLOOR
Residential	•	•
Commercial	•	•
Heavy Commercial	•	
Exterior	•	

\*\* Not defined by ANSI Standards

## COMMON SEGMENTS

Corporate	Government	Healthcare
Multi-Family	Senior Living	

## RECOMMENDED GROUT JOINT

Rectified	1/8"
Non-Rectified	3/16"

\*Not all sizes/trims are available in all colors and finishes, scan QR code for product details.



EARTHENWARE | Cumulus 24x48



ECHO | Betula 8x48

# ECHO

FLOOR & WALL | EXTERIOR WALL | COLOR-BODY PORCELAIN | WOOD LOOK

SIZE

8" x 48" x 8mm Rectified

FINISH

Matte



Helia | VTL EC HL



Drys | VTL EC DR



Betula | VTL EC BT



Pitys | VTL EC PT



Carya | VTL EC CR



Tectona | VTL EC TC

## TECHNICAL INFORMATION



Made in USA



Ready Ship



DCOF ≥ 0.42



Carbon Neutral

## PERFORMANCE CHARACTERISTICS

Breaking Strength ≥ 400 lbs

Chemical Resistance N/A

DCOF ≥ 0.42

Deep Scratch Resistance N/A

Frost Resistance Resistant

Mohs Hardness N/A

Water Absorption ≤ 0.4%

Certifications Carbon Neutral

## TILE APPLICATION

AREA	WALL	FLOOR
Residential	•	•
Commercial	•	•
Heavy Commercial	•	
Exterior	•	

\*\* Not defined by ANSI Standards

\*Not all sizes/trims are available in all colors and finishes, scan QR code for product details.

## COMMON SEGMENTS

Corporate Education

Multi-Family Retail

## RECOMMENDED GROUT JOINT

Rectified 1/8"

Non-Rectified 3/16"





















ELBA | Beige 16x16

# ELBA







FLOOR & WALL | EXTERIOR WALL | GLAZED COLOR-BODY PORCELAIN | TRAVERTINE LOOK

 White   VTL EBWH	 White   Herringbone VTL EBWH HERRING	 White   1x1 VTL EBWH MOS11	 White   Ionia VTL EBWH IONIA
 Beige   VTL EBBE	 Beige   Herringbone VTL EBBE HERRING	 Beige   1x1 VTL EBBE MOS11	 Beige   Ionia VTL EBBE IONIA
 Brown   VTL EBBR	 Brown   Herringbone VTL EBBR HERRING	 Brown   1x1 VTL EBBR MOS11	 Brown   Ionia VTL EBBR IONIA
 Gray   VTL EBGR	 Gray   Herringbone VTL EBGR HERRING	 Gray   1x1 VTL EBGR MOS11	 Gray   Ionia VTL EBGR IONIA

SIZE	FINISH
36" x 36" x 20mm Rectified	Bush-Hammered
24" x 24" x 10mm	Matte   Bush-Hammered
24" x 24" x 10mm Rectified	Matte
18" x 36" x 20mm Rectified	Bush-Hammered
16" x 24" x 10mm	Matte   Bush-Hammered
16" x 16" x 10mm	Matte   Bush-Hammered
12" x 24" x 10mm Rectified	Matte
8" x 16" x 10mm	Matte   Bush-Hammered
8" x 8" x 10mm	Matte   Bush-Hammered

MOSAICS & TRIM	FINISH
12" x 22" Herringbone Mosaic	Matte
1" x 1" Mosaic	Matte
8" x 8" Ionia Decorative	Matte
2" x 24" Bullnose	Matte
2" x 24" Bullnose Rectified	Matte
13" x 36" Gradone Toro w. Drain Grip	Bush-Hammered
13" x 36" Gradone Step w. Drain Grip	Bush-Hammered
13" x 36" Elemento L Grip Rectified	Bush-Hammered
13" x 24" Step Tread	Matte   Bush-Hammered
13" x 24" Step Tread Corner Left & Right	Matte   Bush-Hammered
13" x 24" Step Tread Corner Left & Right Grip	Bush-Hammered
8" x 24" Elemento L	Bush-Hammered
8" x 24" Elemento L Corner Left & Right Grip	Bush-Hammered
2" x 24" Battiscala Left and Right	Matte

## TECHNICAL INFORMATION

-  Made in Italy
-  Stock | Import
-  V3 Moderate Variation
-  V4 Substantial Variation
-  DCOF ≥0.42
-  LEED | EMAS

## PERFORMANCE CHARACTERISTICS

Breaking Strength	>1300 N
Chemical Resistance	A LA-HA
DCOF	Grip: 0.86   Matte: 0.78
Deep Scratch Resistance	≤ 175 mm3
Frost Resistance	Resistant
Mohs Hardness	N/A
Water Absorption	≤ 0.5%
Certifications	LEED   EMAS

## TILE APPLICATION

AREA	WALL	FLOOR
Residential	•	•
Commercial	•	•
Heavy Commercial	•	
Exterior	•	

\*\* Not defined by ANSI Standards

## COMMON SEGMENTS

Hospitality	Multi-Family	Residential
Religious	Restaurant	

## RECOMMENDED GROUT JOINT

Rectified	1/8"
Non-Rectified	3/16"

\* Not all sizes/trims are available in all colors and finishes, scan QR code for product details.






EMEI | Blue 24x24 and Chevron Mosaic

# EMEI

FLOOR & WALL | EXTERIOR WALL | GLAZED COLOR-BODY PORCELAIN | MARBLE LOOK



Ivory | VTL EMIV




Ivory | Wave  
VTL EMIV WAVE1224 or 2448



Ivory | Chevron  
VTL EMIV MOSCHEV




Ivory | Sleek  
VTL EMIV MOSSLEEK



Ivory | 2x2  
VTL EMIV MOS22



Blue | VTL EMBL




Blue | Wave  
VTL EMBL WAVE1224 or 2448




Blue | Chevron  
VTL EMBL MOSCHEV




Blue | Sleek  
VTL EMBL MOSSLEEK



Blue | 2x2  
VTL EMBL MOS22



Stark | VTL EMST



Stark | Wave  
VTL EMST WAVE1224 or 2448



Stark | Chevron  
VTL EMST MOSCHEV



Stark | Sleek  
VTL EMST MOSSLEEK



Stark | 2x2  
VTL EMST MOS22

## SIZE FINISH

24" x 48" x 9mm Rectified	Matte
24" x 24" x 9mm Rectified	Matte
12" x 24" x 9mm Rectified	Matte
8" x 8" x 9mm	Matte
4" x 12" x 9mm	Matte

## MOSAICS & TRIM FINISH

12" x 12" Chevron Mosaic	Matte
12" x 12" Sleek Mosaic	Matte
2" x 2" Mosaic	Matte
24" x 48" Wave Decorative Rectified	Matte
12" x 24" Wave Decorative Rectified	Matte
3" x 24" Bullnose	Matte

## TECHNICAL INFORMATION

	Made in Italy
	Stock   Import
	V3 Moderate Variation
	DCOF ≥0.42

## PERFORMANCE CHARACTERISTICS

Breaking Strength	N/A
Chemical Resistance	GA-GLA-GHA
DCOF	> 0.42
Deep Scratch Resistance	N/A
Frost Resistance	Resistant
Mohs Hardness	N/A
Water Absorption	< 0.5%
Certifications	N/A

## TILE APPLICATION

AREA	WALL	FLOOR
Residential	•	•
Commercial	•	•
Heavy Commercial	•	
Exterior	•	

\*\* Not defined by ANSI Standards

## COMMON SEGMENTS

Corporate	Hospitality
Restaurant	Retail

## RECOMMENDED GROUT JOINT

Rectified	1/8"
Non-Rectified	3/16"

\* Not all sizes/trims are available in all colors and finishes, scan QR code for product details.






# EVERETT


FLOOR & WALL | EXTERIOR WALL | GLAZED COLOR-BODY PORCELAIN | CONCRETE LOOK




White | VTL EVWH



White | 2x2  
VTL EVWH MOS22



Beige | VTL EVBE



Beige | 2x2  
VTL EVBE MOS22



Light Gray | VTL EVLG



Light Gray | 2x2  
VTL EVLG MOS22



Dark Gray | VTL EVDG



Dark Gray | 2x2  
VTL EVDG MOS22

## SIZE FINISH

24" x 47" x 9mm Rectified	Matte
24" x 24" x 9mm Rectified	Matte
12" x 24" x 9mm Rectified	Matte
6" x 24" x 9mm Rectified	Matte

## MOSAICS & TRIM FINISH

12" x 12" Decorative	Matte
2" x 2" Mosaic	Matte
3" x 24" Bullnose Rectified	Matte
6" x 12" Covebase Rectified	Matte

## TECHNICAL INFORMATION

	Made in USA
	Stock   Import
	V2 Slight Variation
	DCOF $\geq 0.42$
	HPD   LEED

## PERFORMANCE CHARACTERISTICS

Breaking Strength	$\geq 400$ lbs
Chemical Resistance	Resistant
DCOF	$> 0.42$
Deep Scratch Resistance	N/A
Frost Resistance	Resistant
Mohs Hardness	N/A
Water Absorption	$\leq 0.5\%$
Certifications	HPD   LEED

## TILE APPLICATION

AREA	WALL	FLOOR
Residential	•	•
Commercial	•	•
Heavy Commercial	•	
Exterior	•	

\*\* Not defined by ANSI Standards

\* Not all sizes/trims are available in all colors and finishes, scan QR code for product details.

## COMMON SEGMENTS

Corporate	Education	Healthcare
Multi-Family	Residential	

## RECOMMENDED GROUT JOINT

Rectified	1/8"
Non-Rectified	3/16"



EVERETT | Light Gray 12x24



FAIRBANKS | Brown 24x24 and Tallulah Snow 16x32 Whittle

# FAIRBANKS

INTERIOR AND EXTERIOR FLOOR & WALL | PORCELAIN | SLATE LOOK



White | VTL FRWH



Beige | VTL FRBG




Light Gray | VTL FRLG



White | 2x2  
VTL FRWH MOS22



White | Brick  
VTL FRWH BRICK



Beige | 2x2  
VTL FRBG MOS22



Beige | Brick  
VTL FRBG BRICK




Light Gray | 2x2  
VTL FRLG MOS22




Light Gray | Brick  
VTL FRLG BRICK



Brown | VTL FRBW




Dark Gray | VTL FRDG



Brown | 2x2  
VTL FRBW MOS22



Brown | Brick  
VTL FRBW BRICK



Dark Gray | 2x2  
VTL FRDG MOS22



Dark Gray | Brick  
VTL FRDG BRICK

SIZE	FINISH
24" x 47" x 9mm Rectified	Matte
24" x 47" x 9mm Grip Rectified	Bush-Hammered
24" x 47" x 20mm Textured Rectified	Bush-Hammered
24" x 36" x 20mm Textured Rectified	Bush-Hammered
32" x 32" x 20mm Textured Rectified	Bush-Hammered
24" x 24" x 9mm Rectified	Matte
24" x 24" x 20mm Textured Rectified	Bush-Hammered
16" x 24" x 9mm Rectified	Matte
12" x 24" x 9mm Rectified	Matte
12" x 24" x 8mm Out	Bush-Hammered
8" x 24" x 9mm Rectified	Matte
4" x 24" x 9mm Rectified	Matte
Kit Module 1 Textured Rectified 20mm	Bush-Hammered
Kit Module 2 Textured Rectified 20mm	Bush-Hammered
Kit Module 3 Textured Rectified 20mm	Bush-Hammered
Kit Module 4 Textured Rectified 20mm	Bush-Hammered

MOSAICS & TRIM	FINISH
12" x 16" Brick Mosaic	Matte
2" x 2" Mosaic	Matte
3" x 24" Bullnose	Matte
13" x 47" Scalino	Matte
13" x 47" Scalino Grip	Bush-Hammered
13" x 24" Scalino	Matte
13" x 13" Scalino Angolare	Matte
6" x 12" Elemento L Out	Bush-Hammered

## TECHNICAL INFORMATION

	Made in Italy
	Stock   Import
	V2 Slight Variation   V3 Moderate Variation
	DCOF ≥0.42
	ISO 9001   ISO 14001   ISO 45001

## PERFORMANCE CHARACTERISTICS

Breaking Strength	≥1300N - ≥3000N
Chemical Resistance	Resistant
DCOF	> 0.42
Deep Scratch Resistance	≤ 145 mm <sup>3</sup>
Frost Resistance	Resistant
Mohs Hardness	N/A
Water Absorption	≤ 0.1%
Certifications	LEED

## TILE APPLICATION

AREA	WALL	FLOOR
Residential	•	•
Commercial	•	•
Heavy Commercial	•	
Exterior	•	•

\*\* Not defined by ANSI Standards

\* Not all sizes/trims are available in all colors and finishes, scan QR code for product details.

## COMMON SEGMENTS

Healthcare	Senior Living	Multi-Family
Religious	Residential	

## RECOMMENDED GROUT JOINT

Rectified	1/8"
Non-Rectified	3/16"






FONTANA | White 12x24 and Fluted

# FONTANA

FLOOR & WALL | COLOR-BODY PORCELAIN | TRAVERTINE LOOK



White | VTL FNWH



White | Fluted  
VTL FNWH FLUTE



White | 1x4  
VTL FNWH MOS14




Taupe | VTL FNTA



Taupe | Fluted  
VTL FNTA FLUTE



Taupe | 1x4  
VTL FNTA MOS14



Gray | VTL FNGY



Gray | Fluted  
VTL FNGY FLUTE



Gray | 1x4  
VTL FNGY MOS14

## SIZE FINISH

24" x 48" x 7.94mm

Matte

12" x 24" x 7.94mm

Matte

## MOSAICS & TRIM FINISH

1" x 4" Mosaic

Matte

12" x 24" Fluted Decorative

Matte

3" x 24" Bullnose

Matte

1" x 12" Jolly

Matte

### TECHNICAL INFORMATION



Made in USA



Ready Ship



V4 Substantial Variation



DCOF ≥0.42

### PERFORMANCE CHARACTERISTICS

Breaking Strength > 275lbs

Chemical Resistance Resistant

DCOF > 0.42

Deep Scratch Resistance N/A

Frost Resistance N/A

Mohs Hardness 8

Water Absorption < 0.5%

Certifications N/A

### TILE APPLICATION

AREA WALL FLOOR

Residential • •

Commercial • •

Heavy Commercial •

Exterior

\*\* Not defined by ANSI Standards

\* Not all sizes/trims are available in all colors and finishes, scan QR code for product details.

### COMMON SEGMENTS

Healthcare Hospitality Multi-Family

Retail Senior Living

### RECOMMENDED GROUT JOINT

Rectified 1/8"

Non-Rectified 3/16"



# FOUNDATION | Mosaics

FLOOR & WALL | UNGLAZED & UNGLAZED THROUGH-BODY PORCELAIN | SOLID LOOK

## COLORS

Ice VTL FOIC	Lace Speckled VTL FOSL	Linen VTL FOLI	Linen Speckled VTL FOLK	Dune VTL FODU	Buff VTL FOBF	Buff Speckled VTL FOBK	Enlightened VTL FOEN	Granite Speckled VTL FOGN	Neutral VTL FONT
Stern VTL FOSN	Smoke VTL FOSM	Smoke Speckled VTL FOSK	Storm VTL FOSR	Storm Speckled VTL FOTK	Shadow VTL FOSH	Black VTL FOBL	Sage VTL FOSG	Ardor VTL FOAD	Regal VTL FORG
Renew VTL FORN	Crisp VTL FOCR	Turquoise VTL FOTU	Ocean VTL FOOC	Sky VTL FOSY	Blue VTL FOBU	Blue Speckled VTL FOBS	Sea VTL FOSE	Indigo VTL FOIN	Indigo Speckled VTL FOIK
				<p>All colors are available in 1x1 and 2x2 size and can be ordered in patterns and blends on a made to order basis. All other sizes are available in select colors and can be ordered in patterns and blends on a made to order basis. Visit our website or contact your local VITL sales representative for complete product information.</p>					
Red VTL FORE	Orange VTL FOOR	Yellow VTL FOYE	Pear VTL FOPE						

## SIZES

2" x 2" Mosaic	2" Hexagon Mosaic	1" x 1" Mosaic	1" Hexagon Mosaic	1" Penny Round Mosaic



FOUNDATION | Blue, Ice and Orange 1x1 Mosaic

SIZE	FINISH
2" x 2" x 6.35mm Mosaic	Matte
2" x 2" x 6.35mm Hexagon Mosaic	Matte
1" x 1" x 6.35mm Mosaic	Matte
1" x 1" x 6.35mm Hexagon Mosaic	Matte
1" x 1" x 6.35mm Penny Round Mosaic	Matte

MOSAICS & TRIM	FINISH
2" x 2" Bullnose	Matte
2" x 2" Bullnose In & Out Corner	Matte
2" x 2" Cove Base	Matte
2" x 2" Universal Cove Base Corner	Matte
2" x 2" Wrap-Around Bullnose Stretcher Cap	Matte
2" x 2" Wrap-Around Bullnose Out Corner	Matte
1" x 2" Left & Right Cove Base Corner	Matte
1" x 2" Pool Nosing	Matte
1" x 1" Bullnose	Matte
1" x 1" Bullnose Corner	Matte
1" x 1" Cove Base	Matte
1" x 1" Cove Base In Corner Square	Matte
1" x 1" Cove Base In Corner Round	Matte
1" x 1" Wrap-Around Bullnose Stretcher Cap	Matte
6" x 8" Square Top Built Up Cove Base	Matte
6" x 8" Round Top Built Up Cove Base	Matte
5" x 8" Round Top Built Up Cove Base	Matte

## TECHNICAL INFORMATION

	Made in USA
	Stock   Ready Ship
	DCOF $\geq 0.42$
	V2 Slight Variation
	V4 Substantial Variation

## PERFORMANCE CHARACTERISTICS

Breaking Strength	>300 lbs
Chemical Resistance	Resistant
DCOF	> 0.42
Deep Scratch Resistance	N/A
Frost Resistance	N/A
Mohs Hardness	7 - 8
Water Absorption	<0.5
Certifications	N/A

## TILE APPLICATION

AREA	WALL	FLOOR
Residential	•	•
Commercial	•	•
Heavy Commercial	•	•
Exterior		

\*\* Not defined by ANSI Standards

## COMMON SEGMENTS

Corporate	Education
Healthcare	Hospitality

## RECOMMENDED GROUT JOINT

Rectified	1/8"
Non-Rectified	3/16"

\* Not all sizes/trims are available in all colors and finishes, scan QR code for product details.



# FOUNDATION | Blends & Patterns

FLOOR & WALL | UNGLAZED THROUGH-BODY PORCELAIN | SOLID LOOK


## BLENDS



Unity Blend | VTL FOUN  
Ice | Linen | Enlightened




Alabaster Blend | VTL FOAL  
Linen | Buff | Stern




Steadfast Blend | VTL FOSF  
Smoke | Smoke Speckled | Enlightened




Fossil Blend | VTL FOFO  
Ice | Shadow | Storm | Smoke




Assured Black Blend | VTL FOAS  
Storm Speckled | Black | Shadow




Dreamy Blend | VTL FODR  
Renew | Ocean | Turquoise



Ideal Blend | VTL FOID  
Crisp | Indigo | Ice



Calm Blend | VTL FOCL  
Sky | Neutral | Indigo




Delight Blend | VTL FODE  
Blue | Blue Speckled


## PATTERNS



1" Honeycomb | Black & White  
VTL FOBW HONEY  
38% Smoke & 62% White



Honeycomb | Smoke & White  
VTL FOSW HONEY  
38% Black & 62% White



1" Hex | Gradient Blend  
VTL FOGD HEX  
38% White, 34% Smoke, 28% Black



1" Hex | Smoke & White  
VTL FOSW HEX  
50% Smoke & 50% White



1" Diamond Hex | Gradient Blend  
VTL FOGD DIAHEX  
45% White, 22% Smoke, 33% Black



2" Hex | Black & White  
VTL FOBW HEX2  
13% Black & 87% White



1" Hex | Black & White  
VTL FOBW HEX  
13% Black & 87% White



1" Penny Round | Black & White  
VTL FOBW PENNY  
7% Black & 93% White




1" Floral Penny Round Black & White  
VTL FOBW FLORAL  
17% Black & 83% White



1" Diamond Penny Round | Black & White  
VTL FOBW DIARND  
53% Black & 47% White



Windmill Black & White  
VTL FOBW WIND  
89% White & 11% Black



Windmill Linen & Black  
VTL FOLB WIND  
89% Linen & 11% Black



FOUNDATION | Gradient Blend 1" Hexagon Mosaic

BLENDS	FINISH
1" x 1" x 6.35mm Mosaic	Matte

PATTERNS	FINISH
2" x 2" x 6.35mm Hexagon Mosaic	Matte
1" x 1" x 6.35mm Honeycomb Mosaic	Matte
1" x 1" x 6.35mm Hexagon Mosaic	Matte
1" x 1" x 6.35mm Penny Round Mosaic	Matte
12" x 24" x 6.35mm Windmill Mosaic	Matte

## TECHNICAL INFORMATION

	Made in USA
	Stock   Ready Ship
	DCOF ≥0.42
	V4 Substantial Variation

## PERFORMANCE CHARACTERISTICS

Breaking Strength	>300 lbs
Chemical Resistance	Resistant
DCOF	> 0.42
Deep Scratch Resistance	N/A
Frost Resistance	N/A
Mohs Hardness	7 - 8
Water Absorption	<0.5
Certifications	N/A

## TILE APPLICATION

AREA	WALL	FLOOR
Residential	•	•
Commercial	•	•
Heavy Commercial	•	•
Exterior		

\*\* Not defined by ANSI Standards

## COMMON SEGMENTS

Corporate	Education
Healthcare	Hospitality

RECOMMENDED GROUT JOINT	
Rectified	1/8"
Non-Rectified	3/16"

\* Not all sizes/trims are available in all colors and finishes, scan QR code for product details.





FRANKFURT | Light Green 2x8

# FRANKFURT

WALL ONLY | GLAZED PORCELAIN | SOLID LOOK

SIZE


2" x 8" x 9.53mm

FINISH

Gloss



White | VTL FKWH



Khaki | VTL FKKH



Light Green | VTL FKLG




Gray | VTL FKGR



Dark Green | VTL FKDG



Blue | VTL FKBU



Black | VTL FKBL

## TECHNICAL INFORMATION



Made in Mexico



Stock



V3 Moderate Variation

## PERFORMANCE CHARACTERISTICS

Breaking Strength	> 275 lbs
Chemical Resistance	Resistant
DCOF	N/A
Deep Scratch Resistance	N/A
Frost Resistance	N/A
Mohs Hardness	N/A
Water Absorption	< 0.5%
Certifications	N/A

## TILE APPLICATION

AREA	WALL	FLOOR
Residential	•	
Commercial	•	
Heavy Commercial	•	
Exterior		

\*\* Not defined by ANSI Standards

## COMMON SEGMENTS

Education	Hospitality	Multi-Family
Residential	Restaurant	


## RECOMMENDED GROUT JOINT

Rectified	1/8"
Non-Rectified	3/16"



# GALWAY | Floor

FLOOR & WALL | GLAZED COLOR-BODY PORCELAIN | CONCRETE LOOK



GALWAY | Gray 24x48

SIZE	FINISH
47" x 110" x 6mm Slab Rectified	Matte
63" x 63" x 6mm Slab Rectified	Matte
47" x 95" x 9mm Slab Rectified	Matte
47" x 47" x 20mm	Bush-Hammered
47" x 47" x 9mm Slab Rectified	Matte
47" x 47" x 9mm Slab Grip Rect	Bush-Hammered
47" x 47" x 6mm Slab Rect	Matte
30" x 59" x 9mm Rectified	Matte
30" x 30" x 9mm Rectified	Matte
24" x 48" x 9mm Rectified	Matte
24" x 24" x 9mm Rectified	Matte
12" x 24" x 9mm Rectified	Matte

MOSAICS & TRIM	FINISH
12" x 13" Geometric Mosaic	Matte
10" x 11" Hexagon Mosaic	Matte
2" x 2" Mosaic	Matte
13" x 59" Step	Matte
13" x 47" Step	Satin   Semi-Matte
13" x 47" Elemento L Grip	Satin   Semi-Matte
13" x 24" Step	
13" x 13" Corner Step	Satin   Semi-Matte
12" x 24" Stair Tread	Matte
3" x 24" Bullnose Rectified	Matte
2" x 24" Digitale Bullnose Rectified	Matte
3" x 12" Right Bullnose	Matte
3" x 12" Bullnose Left Corner	Matte

## TECHNICAL INFORMATION

- Made in Italy
- Stock | Import
- V2 Slight Variation
- DCOF  $\geq 0.42$
- LEED, EPD, PEF, FDES, HPE, UPEC

## PERFORMANCE CHARACTERISTICS

Breaking Strength	$\geq 1500$ N
Chemical Resistance	N/A
DCOF	$> 0.42$
Deep Scratch Resistance	$\leq 150\text{mm}^3$
Frost Resistance	Resistant
Mohs Hardness	N/A
Water Absorption	$\leq 0.1\%$
Certifications	LEED, EPD, PEF, FDES, HPE, UPEC

## TILE APPLICATION

AREA	WALL	FLOOR
Residential	•	•
Commercial	•	•
Heavy Commercial	•	
Exterior		

\*\* Not defined by ANSI Standards

## COMMON SEGMENTS

Corporate	Education	Government
Hospitality	Restaurant	

## RECOMMENDED GROUT JOINT

Rectified	1/8"
Non-Rectified	3/16"

\* Not all sizes/trims are available in all colors and finishes, scan QR code for product details.



# GALWAY | Wall

WALL | GLAZED CERAMIC & GLAZED COLOR-BODY PORCELAIN | CONCRETE LOOK



GALWAY | Mink Sculpt 3D 16x32

SIZE	FINISH
16" x 32" x 8.5mm Rectified Wall	Matte
16" x 32" x 10mm Sculpt 3D Deco Rect	Matte
47" x 110" x 6mm Decorative A Rect	Matte
47" x 110" x 6mm Decorative B Rect	Matte

MOSAICS & TRIM	FINISH
1" x 3" Minibrick Mosaic	Matte
0.625" x 16" Corner	Matte
0.625" x 16" 3D Corner	Matte
0.625" x 0.625" Corner A.E	Matte

## TECHNICAL INFORMATION

- Made in Italy
- Stock | Import
- V2 Slight Variation
- LEED, EPD, PEF, FDES, HPE, UPEC

## PERFORMANCE CHARACTERISTICS

Breaking Strength	≥600 N
Chemical Resistance	A
DCOF	N/A
Deep Scratch Resistance	N/A
Frost Resistance	N/A
Mohs Hardness	N/A
Water Absorption	10%<EV≤20%
Certifications	LEED, EPD, PEF, FDES, HPE, UPEC

## TILE APPLICATION

AREA	WALL	FLOOR
Residential	•	
Commercial	•	
Heavy Commercial	•	
Exterior		

\*\* Not defined by ANSI Standards

## COMMON SEGMENTS

Corporate	Education	Government
Hospitality	Restaurant	

## RECOMMENDED GROUT JOINT


Rectified	1/8"
Non-Rectified	3/16"

\* Not all sizes/trims are available in all colors and finishes, scan QR code for product details.



# GEMSTONE

WALL ONLY | GLAZED CERAMIC | SOLID LOOK



SIZE	FINISH
6" x 7" x 9mm Hexagon	Gloss
3" x 12" x 9mm	

MOSAICS & TRIM	FINISH
1" x 12" Quarter Round	Gloss



## TECHNICAL INFORMATION

- Made in Vietnam
- Stock | Ready Ship
- V2 Slight Variation

## PERFORMANCE CHARACTERISTICS

Breaking Strength	> 240lbf
Chemical Resistance	B
DCOF	N/A
Deep Scratch Resistance	N/A
Frost Resistance	Not Resistant
Mohs Hardness	2
Water Absorption	10-18%
Certifications	N/A

## TILE APPLICATION

AREA	WALL	FLOOR
Residential	•	
Commercial	•	
Heavy Commercial	•	
Exterior		

\*\* Not defined by ANSI Standards

## COMMON SEGMENTS

Corporate	Education	Healthcare
Multi-Family	Residential	


## RECOMMENDED GROUT JOINT

Rectified	1/8"
Non-Rectified	3/16"



# HAILSTORM

INTERIOR AND EXTERIOR FLOOR & WALL | PORCELAIN | SLATE LOOK



SIZE	FINISH
47" x 109" x 6mm Slab Rectified	Matte
47" x 47" x 9mm Slab Rectified	Matte
24" x 47" x 9mm Rectified	Matte
24" x 47" 20mm Rectified	Matte
18" x 35" 20mm Rectified	Matte
32" x 32" x 9mm Rectified	Matte
32" x 32" 20mm Rectified	Matte
24" x 24" 20mm Textured	Matte
24" x 24" x 9mm Rectified	Matte
24" x 24" 20mm Rectified	Matte
12" x 24" x 9mm Rectified	Matte

MOSAICS & TRIM	FINISH
13" x 21" Picket Mosaic	Matte
12" x 12" Diamond Decorative   3D	Matte
4" x 4" Mosaic	Matte
3" x 24" Bullnose	Matte
13" x 47" Step Tread	Matte
13" x 24" Step Tread	Matte
13" x 13" Step Tread Corner	Matte



## TECHNICAL INFORMATION

- Made in Italy
- Stock | Import
- V2 Slight Variation
- DCOF  $\geq 0.42$

## PERFORMANCE CHARACTERISTICS

	9mm	20mm
Thickness	9mm	20mm
Breaking Strength	$\geq 1300N$	$> 10000N$
Chemical Resistance	Resistant	Resistant
DCOF	$> 0.42$	$> 0.42$
Deep Scratch Resistance	N/A	N/A
Frost Resistance	Resistant	Resistant
Mohs Hardness	N/A	N/A
Water Absorption	$\leq 0.1\%$	$\leq 0.1\%$
Certifications	N/A	N/A

## TILE APPLICATION

AREA	WALL	FLOOR
Residential	•	•
Commercial	•	•
Heavy Commercial	•	•
Exterior	•	•

\*\* Not defined by ANSI Standards

## COMMON SEGMENTS

Corporate	Education
Hospitality	

## RECOMMENDED GROUT JOINT

Rectified	1/8"
Non-Rectified	3/16"

\* Not all sizes/trims are available in all colors and finishes, scan QR code for product details.





HAMPTON | Jacobean 8x40 Chevron

# HAMPTON

FLOOR & WALL | EXTERIOR WALL | GLAZED COLOR-BODY PORCELAIN | WOOD LOOK



White Wash | VTL HPWW



White Wash | VTL HPWW CHEVRONR



Weathered Grey | VTL HPWG



Weathered Grey | VTL HPWG CHEVRONR



Sun Bleached | VTL HPSB



Sun Bleached | VTL HPSB CHEVRONR



Jacobean | VTL HPJA



Jacobean | VTL HPJA CHEVRONR

SIZE	FINISH
8" x 40" x 9mm Rectified	Matte
8" x 40" x 9mm Chevron Rectified	Matte

MOSAICS & TRIM	FINISH
3" x 20" Bullnose Rectified	Matte

## TECHNICAL INFORMATION

	Made in USA
	Stock   Ready Ship
	V2 Slight Variation
	DCOF > 0.42
	LEED   HPD

## PERFORMANCE CHARACTERISTICS

Breaking Strength	≥ 400 lbs
Chemical Resistance	Resistant
DCOF	> 0.42
Deep Scratch Resistance	N/A
Frost Resistance	Resistant
Mohs Hardness	6
Water Absorption	≤ 0.5%
Certifications	LEED   HPD

## TILE APPLICATION

AREA	WALL	FLOOR
Residential	•	•
Commercial	•	•
Heavy Commercial	•	
Exterior	•	

\*\* Not defined by ANSI Standards

\*Not all sizes/trims are available in all colors and finishes, scan QR code for product details.

## COMMON SEGMENTS

Corporate	Healthcare	Hospitality
Restaurant	Senior Living	

## RECOMMENDED GROUT JOINT


Rectified	1/8"
Non-Rectified	3/16"






# HOMER

FLOOR & WALL | EXTERIOR WALL | COLOR-BODY PORCELAIN | LIMESTONE LOOK




Piraeus | VTL HOPI



Piraeus | Stave  
VTL HOPI MOSSTAVE




Piraeus | 3x8 Brick  
VTL HOPI MOSBRICK



Piraeus | 2x2  
VTL HOPI MOS22



Athens | VTL HOAT



Athens | Stave  
VTL HOAT MOSSTAVE




Athens | 3x8 Brick  
VTL HOAT MOSBRICK



Athens | 2x2  
VTL HOAT MOS22



Rhodes | VTL HORH



Rhodes | Stave  
VTL HORH MOSSTAVE




Rhodes | 3x8 Brick  
VTL HORH MOSBRICK



Rhodes | 2x2  
VTL HORH MOS22



Eretria | VTL HOER



Eretria | Stave  
VTL HOER MOSSTAVE



Eretria | 3x8 Brick  
VTL HOER MOSBRICK



Eretria | 2x2  
VTL HOER MOS22

SIZE	FINISH
24" x 48" x 9mm Rectified	Matte
24" x 24" x 9mm Rectified	Matte
12" x 24" x 9mm Rectified	Matte
6" x 24" x 9mm Rectified	Matte

MOSAICS & TRIM	FINISH
2" x 24" Stave Mosaic	Matte
3" x 8" Brick Mosaic	Matte
2" x 2" Mosaic	Matte
3" x 24" Bullnose	Matte
6" x 12" Cove Base	Matte

## TECHNICAL INFORMATION

Made in USA
Ready Ship
V2 Slight Variation
DCOF > 0.42

## PERFORMANCE CHARACTERISTICS

Breaking Strength	≥ 400 lbs
Chemical Resistance	Resistant
DCOF	> 0.42
Deep Scratch Resistance	N/A
Frost Resistance	Resistant
Mohs Hardness	N/A
Water Absorption	≤ 0.5%
Certifications	N/A

## TILE APPLICATION

AREA	WALL	FLOOR
Residential	•	•
Commercial	•	•
Heavy Commercial	•	
Exterior	•	

\*\* Not defined by ANSI Standards

## COMMON SEGMENTS

Corporate	Healthcare	Multi-Family
Residential	Senior Living	

## RECOMMENDED GROUT JOINT

Rectified	1/8"
Non-Rectified	3/16"

\*Not all sizes/trims are available in all colors and finishes, scan QR code for product details.





IBIZA | Beige 24x48

# IBIZA

FLOOR & WALL | EXTERIOR WALL | PORCELAIN | QUARRY TERRACOTTA LOOK



White | VTL IZWH



White | 2x2  
VTL IZWH MOS22



White | Diamond  
VTL IZWH MOSDIAM



Beige | VTL IZBE



Beige | 2x2  
VTL IZBE MOS22



Beige | Diamond  
VTL IZBE MOSDIAM



Light Gray | VTL IZLG



Light Gray | 2x2  
VTL IZLG MOS22



Light Gray | Diamond  
VTL IZLG MOSDIAM



Dark Gray | VTL IZDG



Dark Gray | 2x2  
VTL IZDG MOS22



Dark Gray | Diamond  
VTL IZDG MOSDIAM

## SIZE FINISH

24" x 48" x 9mm Rectified

Matte

12" x 24" x 9mm

Matte

## MOSAICS & TRIM FINISH

2" x 2" Mosaic

Matte

10" x 12" Diamond Mosaic

Matte

3" x 24" Bullnose

Matte

6" x 12" Cove Base

Matte

## TECHNICAL INFORMATION



Made in USA



Ready Ship



V2 Slight Variation



DCOF ≥0.42



Greenguard | VOC Free | HPD | EPD

## PERFORMANCE CHARACTERISTICS

Breaking Strength ≥350lbf

Chemical Resistance Resistant

DCOF ≥0.42

Deep Scratch Resistance N/A

Frost Resistance Resistant

Mohs Hardness N/A

Water Absorption ≤0.5%

Certifications Greenguard | VOC Free | HPD | EPD

## TILE APPLICATION

AREA WALL FLOOR

Residential • •

Commercial • •

Heavy Commercial •

Exterior •

\*\* Not defined by ANSI Standards

## COMMON SEGMENTS

Corporate Education Healthcare

Hospitality Retail

## RECOMMENDED GROUT JOINT

Rectified 1/8"


Non-Rectified 3/16"

\*Not all sizes/trims are available in all colors and finishes, scan QR code for product details.



# IRELAND

FLOOR & WALL | GLAZED COLOR BODY & UNGLAZED THROUGH-BODY PORCELAIN | FABRIC LOOK



IRELAND | Tralee 24x48 and Midleton 6x7 Hex

SIZE	FINISH
24" x 48" x 9mm Rectified	Matte
12" x 24" x 9mm	Matte

MOSAICS & TRIM	FINISH
6" x 7" Hex Mosaic	Matte
2" x 2" Mosaic	Matte
1" x 6" Mosaic	Matte
1" x 4" Herringbone Mosaic	Matte
3" x 24" Bullnose	Matte
6" x 12" Cove Base	Matte

## TECHNICAL INFORMATION

	Made in USA
	Stock   Ready Ship
	V2 Slight Variation
	DCOF $\geq 0.42$

## PERFORMANCE CHARACTERISTICS

Breaking Strength	$\geq 350$ lbf
Chemical Resistance	Resistant
DCOF	$> 0.42$
Deep Scratch Resistance	N/A
Frost Resistance	Resistant
Mohs Hardness	N/A
Water Absorption	$\leq 0.5\%$
Certifications	N/A

## TILE APPLICATION

AREA	WALL	FLOOR
Residential	•	•
Commercial	•	•
Heavy Commercial	•	•
Exterior		

\*\* Not defined by ANSI Standards

## COMMON SEGMENTS

Corporate	Education	Healthcare
Multi-Family	Residential	

## RECOMMENDED GROUT JOINT

Rectified	1/8"
Non-Rectified	3/16"

\* Not all sizes/trims are available in all colors and finishes, scan QR code for product details.







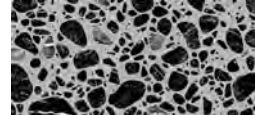







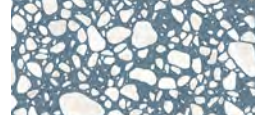



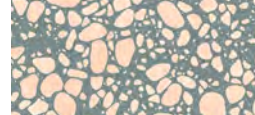









KARLSTAD | Blue Gravel 24x24 | Blue Solid 24x47 | Blue Pebble 24x47 | White Stone 24x47

# KARLSTAD

INTERIOR AND EXTERIOR FLOOR & WALL | PORCELAIN | TERRAZZO LOOK

 White Solid   VTL KSWH 1224SR	 White Gravel   VTL KSWH 1224GR	 White Pebble   VTL KSWH 1224PR	 White Stone   VTL KSWH 1224STR
 Light Gray Solid   VTL KSLG 1224SR	 Light Gray Gravel   VTL KSLG 1224GR	 Light Gray Pebble   VTL KSLG 1224PR	 Light Gray Stone   VTL KSLG 1224STR
 Gray Solid   VTL KSGR 1224SR	 Gray Gravel   VTL KSGR 1224GR	 Gray Pebble   VTL KSGR 1224PR	 Gray Stone   VTL KSGR 1224STR
 Blue Solid   VTL KSBL 1224SR	 Blue Gravel   VTL KSBL 1224GR	 Blue Pebble   VTL KSBL 1224PR	 Blue Stone   VTL KSBL 1224STR
 Green Solid   VTL KSGE 1224SR	 Green Gravel   VTL KSGE 1224GR	 Green Pebble   VTL KSGE 1224PR	 Green Stone   VTL KSGE 1224STR
 Pink Solid   VTL KSPI 1224SR	 Pink Gravel   VTL KSPI 1224GR	 Pink Pebble   VTL KSPI 1224PR	 Pink Stone   VTL KSPI 1224STR

SIZE	FINISH
24" x 47" x 9.5mm Rectified	Matte
24" x 47" x 20mm Rectified	Bush-Hammered
24" x 47" x 9.5mm Gravel Rectified	Matte
24" x 47" x 9.5mm Pebble Rectified	Matte
24" x 47" x 9.5mm Stone Rectified	Matte
24" x 47" x 9.5mm Tecnica Rectified	Bush-Hammered
35" x 35" x 9.5mm Rectified	Matte
35" x 35" x 9.5mm Gravel Rectified	Matte
24" x 24" x 9.5mm Rectified	Matte
24" x 24" x 9.5mm Gravel Rectified	Matte
24" x 24" x 9.5mm Pebble Rectified	Matte
24" x 24" x 9.5mm Stone Rectified	Matte
12" x 24" x 9.5mm Rectified	Matte
12" x 24" x 9.5mm Gravel Rectified	Matte
12" x 24" x 9.5mm Pebble Rectified	Matte
12" x 24" x 9.5mm Stone Rectified	Matte

MOSAICS & TRIM	FINISH
1" x 1" Mosaic	Matte
3" x 24" Bullnose Matt Rectified	Matte
2" x 35" Bullnose Rectified	Matte
13" x 47" Step Rectified	Matte
13" x 47" Stair Tread Rectified	Matte
13" x 47" Right Corner Rectified	Matte
13" x 47" Left Corner Rectified	Matte

## TECHNICAL INFORMATION

 Made in Italy
 Import
 V3 Moderate Variation
 DCOF $\geq 0.42$
 Mindful Materials   Greengard   QB UPEC

## PERFORMANCE CHARACTERISTICS

Thickness	9.5mm	20mm
Breaking Strength	$\geq 2000N$	$> 12000N$
Chemical Resistance	A-LA-HA	A-LA-HA
DCOF	$\geq 0.50$	$\geq 0.65$
Deep Scratch Resistance	N/A	N/A
Frost Resistance	Resistant	Resistant
Mohs Hardness	N/A	N/A
Water Absorption	$\leq 0.5\%$	$\leq 0.5\%$
Certifications	Mindful Materials   Greengard   QB UPEC	

## TILE APPLICATION

AREA	WALL	FLOOR
Residential	•	•
Commercial	•	•
Heavy Commercial	•	
Exterior	•	•

\*\* Not defined by ANSI Standards

## COMMON SEGMENTS

Corporate	Education
Hospitality	Restaurant

## RECOMMENDED GROUT JOINT

Rectified   1/8"	Non-Rectified   3/16"
------------------	-----------------------

\* Not all sizes/trims are available in all colors and finishes. Scan QR code for product details.





# KAVALA

FLOOR & WALL | EXTERIOR WALL | COLOR-BODY PORCELAIN | TRAVERTINE LOOK



Pegasus | VTL KAPE



Pegasus | 2x2  
VTL KAPE MOS22




Satyr | VTL KASA



Satyr | 2x2  
VTL KASA MOS22



Minotaur | VTL KAMI




Minotaur | 2x2  
VTL KAMI MOS22




Nemean | VTL KANE



Nemean | 2x2  
VTL KANE MOS22



Gorgon | VTL KAGO



Gorgon | 2x2  
VTL KAGO MOS22

SIZE	FINISH
12" x 24" x 8mm	Matte

MOSAICS & TRIM	FINISH
2" x 2" Mosaic	Matte
3" x 12" Bullnose	Matte
6" x 12" Cove Base	Matte

## TECHNICAL INFORMATION

	Made in USA
	Ready Ship
	V2 Slight Variation
	DCOF $\geq 0.42$
	Greenguard   Bureau Veritas   NSF EPD

## PERFORMANCE CHARACTERISTICS

Breaking Strength	$\geq 300$ lbf
Chemical Resistance	Resistant
DCOF	$\geq 0.42$
Deep Scratch Resistance	N/A
Frost Resistance	Resistant
Mohs Hardness	$\geq 7$
Water Absorption	$\leq 0.5\%$
Certifications	Greenguard   Bureau Veritas   NSF EPD

## TILE APPLICATION

AREA	WALL	FLOOR
Residential	•	•
Commercial	•	•
Heavy Commercial	•	
Exterior	•	

\*\* Not defined by ANSI Standards

\*Not all sizes/trims are available in all colors and finishes, scan QR code for product details.

## COMMON SEGMENTS

Corporate	Government	Healthcare
Multi-Family	Residential	

## RECOMMENDED GROUT JOINT

Rectified	1/8"
Non-Rectified	3/16"



KAVALA | Satyr 12x24



# KERAMOS

WALL | GLAZED CERAMIC | SOLID LOOK

2x10



Ivory | VTL KRIV



Light Beige | VTL KRBE



Light Green | VTL KRGR

3x12 | 3x6 (White Only)



White | VTL KRWH



Cream | VTL KRCR



Gray | VTL KRGA

SIZE	FINISH
2" x 10" x 10mm	Gloss
3" x 12" x 10mm	Gloss
3" x 6" x 10mm   White Only	Gloss

MOSAICS & TRIM	FINISH
1" x 12" Liner	Gloss
1" x 10" Liner	Gloss
1" x 6" Liner Edge	Gloss
1" x 1" Rounded Edge Corner	Gloss

KERAMOS | Light Green, Light Beige and Ivory 2x10

## TECHNICAL INFORMATION

- Made in Spain
- Stock | Ready Ship
- V1 Uniform Appearance

## PERFORMANCE CHARACTERISTICS

Breaking Strength	125 LBF
Chemical Resistance	GHA
DCOF	N/A
Deep Scratch Resistance	N/A
Frost Resistance	Not Resistant
Mohs Hardness	N/A
Water Absorption	>10%
Certifications	N/A

## TILE APPLICATION

AREA	WALL	FLOOR
Residential	•	
Commercial	•	
Heavy Commercial	•	
Exterior		

\*\* Not defined by ANSI Standards

\* Not all sizes/trims are available in all colors and finishes, scan QR code for product details.

## COMMON SEGMENTS

Corporate	Hospitality	Multi-Family
Residential	Restaurant	

## RECOMMENDED GROUT JOINT

Rectified	1/8"
Non-Rectified	3/16"





# LEMNOS

FLOOR & WALL | COLOR-BODY PORCELAIN | MARBLE LOOK



White | VTL LMWH



White | Wave  
VTL LMWH WAVE




White | Trapezoid  
VTL LMWH TRAPEZOID



Taupe | VTL LMTA



Taupe | Wave  
VTL LMTA WAVE




Taupe | Trapezoid  
VTL LMTA TRAPEZOID



Gray | VTL LMGY



Gray | Wave  
VTL LMGY WAVE



Gray | Trapezoid  
VTL LMGY TRAPEZOID



Black | VTL LMBK



Black | Wave  
VTL LMBK WAVE



Black | Trapezoid  
VTL LMBK TRAPEZOID

SIZE	FINISH
24" x 48" x 7.98mm	Matte
24" x 24" x 7.98mm	Matte
12" x 24" x 7.98mm	Matte

MOSAICS & TRIM	FINISH
2" x 4" Trapezoid Mosaic	Matte
12" x 24" Wave Decorative	Matte
3" x 24" Bullnose	Matte
6" x 12" Cove Base	Matte
1" x 12" Jolly	Matte
1" x 6" Cove Base Outcorner	Matte

## TECHNICAL INFORMATION



Made in USA



Ready Ship



V4 Substantial Variation



DCOF ≥ 0.42

## PERFORMANCE CHARACTERISTICS

Breaking Strength	> 275lbs
Chemical Resistance	Resistant
DCOF	≥ 0.42
Deep Scratch Resistance	N/A
Frost Resistance	N/A
Mohs Hardness	8
Water Absorption	< 0.5%
Certifications	N/A

## TILE APPLICATION

AREA	WALL	FLOOR
Residential	•	•
Commercial	•	•
Heavy Commercial	•	
Exterior		

\*\* Not defined by ANSI Standards

## COMMON SEGMENTS

Automotive	Corporate	Government
Hospitality	Religious	

## RECOMMENDED GROUT JOINT

Rectified	1/8"
Non-Rectified	3/16"

\* Not all sizes/trims are available in all colors and finishes, scan QR code for product details.



LEMNOS | Black 24x24



# LOGAN


FLOOR & WALL | GLAZED COLOR-BODY PORCELAIN | CONCRETE LOOK



Cream | VTL LGCR



Cream | Half Hexagon  
VTL LGCR HALFHEX



Cream | 2x2  
VTL LGCR MOS22



White | VTL LGWH



White | Half Hexagon  
VTL LGWH HALFHEX




White | 2x2  
VTL LGWH MOS22




Light Grey | VTL LGLG



Light Grey | Half Hexagon  
VTL LGLG HALFHEX




Light Grey | 2x2  
VTL LGLG MOS22



Medium Grey | VTL LGMG



Medium Grey | Half Hexagon  
VTL LGMG HALFHEX



Medium Grey | 2x2  
VTL LGMG MOS22

## SIZE FINISH

32" x 32" x 11.5mm Rectified	Matte
12" x 24" x 8.4mm Rectified	Matte
10" x 24" x 8.4mm Half Hex Rectified	Matte

## MOSAICS & TRIM FINISH

2" x 2" Mosaic	Matte
3" x 24" Bullnose	Matte

## TECHNICAL INFORMATION

	Made in Turkey
	Ready Ship
	V3 Moderate Variation
	DCOF $\geq 0.50$
	Greenguard

## PERFORMANCE CHARACTERISTICS

Breaking Strength	$\geq 1600N$
Chemical Resistance	N/A
DCOF	$\geq 0.50$
Deep Scratch Resistance	N/A
Frost Resistance	Resistant
Mohs Hardness	6
Water Absorption	< 0.5%
Certifications	Greenguard

## TILE APPLICATION

AREA	WALL	FLOOR
Residential	•	•
Commercial	•	•
Heavy Commercial	•	
Exterior		

\*\* Not defined by ANSI Standards

## COMMON SEGMENTS

Automotive	Corporate
Education	Government

## RECOMMENDED GROUT JOINT

Rectified	1/8"
Non-Rectified	3/16"

\* Not all sizes/trims are available in all colors and finishes, scan QR code for product details.




LOGAN | Medium Grey 12x24



# LOOMED

FLOOR & WALL | GLAZED PORCELAIN | FABRIC LOOK



White | VTL LDWH



Light Gray | VTL LDLG



Beige | VTL LD BE



Gray | VTL LDGR

SIZE	FINISH
12" x 24" x 9.5mm	Matte
MOSAICS & TRIM	FINISH
3" x 24" Bullnose	Matte

## TECHNICAL INFORMATION

	Made in USA
	Stock
	V2 Slight Variation
	DCOF $\geq$ 0.42

## PERFORMANCE CHARACTERISTICS

Breaking Strength	> 275 lbs
Chemical Resistance	Resistant
DCOF	$\geq$ 0.42
Deep Scratch Resistance	N/A
Frost Resistance	N/A
Mohs Hardness	N/A
Water Absorption	< 0.5%
Certifications	N/A

## TILE APPLICATION

AREA	WALL	FLOOR
Residential	•	•
Commercial	•	•
Heavy Commercial	•	
Exterior		

\*\* Not defined by ANSI Standards

\* Not all sizes/trims are available in all colors and finishes, scan QR code for product details.

## COMMON SEGMENTS

Education	Government
Hospitality	

## RECOMMENDED GROUT JOINT

Rectified	1/8"
Non-Rectified	3/16"



LOOMED | Gray 12x24

# LOTUS

FLOOR & WALL | EXTERIOR WALL | PORCELAIN | MARBLE LOOK



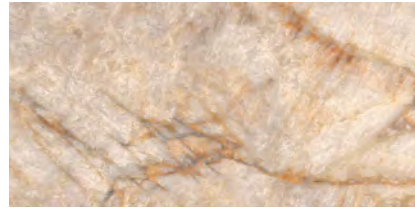
White | VTL LTWH



Pink | VTL LTPN



Ivory | VTL LTIV



Gold | VTL LTGL



Silver | VTL LTSL



Gray | VTL LTGR



Black | VTL LTBL



LOTUS | Black 48x48 & White 48x110

SIZE	FINISH
48" x 110" x 6mm Slab Rectified	Polished   Silk
48" x 48" x 9mm Slab Rectified	Polished   Matte
24" x 48" x 9mm Rectified	Polished   Matte

MOSAICS & TRIM	FINISH
3" x 24" Bullnose	Polished
13" x 48" Step Tread	Polished
13" x 13" Step Tread Corner	Polished

## TECHNICAL INFORMATION

	Made in Italy
	Import   Stock
	V2 Slight   V3 Moderate Variation
	DCOF $\geq 0.42$
	ISO 9001   ISO 14001   ISO 45001

## PERFORMANCE CHARACTERISTICS

	Matte	Polished   Silk
Breaking Strength	N/A	$\geq 1300$ N
Chemical Resistance	Resistant	Resistant
DCOF	$> 0.42$	N/A
Deep Scratch Resistance	N/A	N/A
Frost Resistance	Resistant	Resistant
Mohs Hardness	N/A	5
Water Absorption	$\leq 0.1\%$	$\leq 0.1\%$
Certifications	ISO 9001   ISO 14001   ISO 45001	ISO 9001   ISO 14001   ISO 45001

## TILE APPLICATION

AREA	WALL	FLOOR
Residential	•	•
Commercial	•	•
Heavy Commercial	•	
Exterior	•	

\*\* Not defined by ANSI Standards

## COMMON SEGMENTS

Hospitality	Multi-Family
Residential	Restaurant

## RECOMMENDED GROUT JOINT


Rectified	1/8"
Non-Rectified	3/16"

\* Not all sizes/trims are available in all colors and finishes, scan QR code for product details.



# LULWORTH

FLOOR & WALL | EXTERIOR WALL | COLOR-BODY PORCELAIN | CONCRETE LOOK



LULWORTH | Wick 12x24 & Campden 24x48

SIZE	FINISH
24" x 48" x 9mm Rectified	Matte
12" x 24" x 9mm	Matte

MOSAICS & TRIM	FINISH
12" x 12" Rose Mosaic	Matte
11" x 11" Arch Mosaic	Matte
2" x 2" Mosaic	Matte
3" x 24" Bullnose	Matte
6" x 12" Cove Base	Matte

## TECHNICAL INFORMATION

- Made in USA
- Ready Ship
- V2 Slight Variation
- DCOF > 0.42

## PERFORMANCE CHARACTERISTICS

Breaking Strength	≥ 350 lbf
Chemical Resistance	Resistant
DCOF	≥ 0.42
Deep Scratch Resistance	N/A
Frost Resistance	Resistant
Mohs Hardness	N/A
Water Absorption	≤ 0.5%
Certifications	N/A

## TILE APPLICATION

AREA	WALL	FLOOR
Residential	•	•
Commercial	•	•
Heavy Commercial	•	
Exterior	•	

\*\* Not defined by ANSI Standards

## COMMON SEGMENTS

Corporate	Education	Government
Healthcare	Senior Living	

## RECOMMENDED GROUT JOINT

Rectified	1/8"
Non-Rectified	3/16"

\* Not all sizes/trims are available in all colors and finishes, scan QR code for product details.



# LYRA

FLOOR & WALL | GLAZED PORCELAIN | CONCRETE LOOK



Blue | Blend  
VTL LYBU BLEND



Gray | Blend  
VTL LYGR BLEND



Taupe | Blend  
VTL LYTA BLEND



LYRA | White Hexagon Frame, Black Hexagon and White 8x8

SIZE	FINISH
8" x 8" x 9mm	Matte
7" x 8" x 9mm Hexagon	Matte

DECOS & TRIM	FINISH
8" x 8" Acme Deco	Matte
8" x 8" Blend Deco	Matte
8" x 8" Diamond Deco	Matte
8" x 8" Escher Deco	Matte
8" x 8" Polaris Deco	Matte
8" x 8" Rococo Deco	Matte
8" x 8" Rosette Deco	Matte
8" x 8" Solar Deco	Matte
8" x 8" Trefoil Deco	Matte
8" x 8" Wayfind Deco	Matte
7" x 8" Hexagon Frame Deco	Matte
2" x 8" Bullnose	Matte

## TECHNICAL INFORMATION

- Made in Turkey
- Stock | Ready Ship
- V3 Moderate Variation
- DCOF  $\geq 0.55$
- Greenguard

## PERFORMANCE CHARACTERISTICS

Breaking Strength	$\geq 1300$ N
Chemical Resistance	N/A
DCOF	$\geq 0.55$
Deep Scratch Resistance	N/A
Frost Resistance	Resistant
Mohs Hardness	N/A
Water Absorption	N/A
Certifications	Greenguard

## TILE APPLICATION

AREA	WALL	FLOOR
Residential	•	•
Commercial	•	•
Heavy Commercial	•	
Exterior		

\*\* Not defined by ANSI Standards

\* Not all sizes/trims are available in all colors and finishes, scan QR code for product details.

## COMMON SEGMENTS

Corporate	Hospitality	Multi-Family
Restaurant	Retail	

## RECOMMENDED GROUT JOINT

Rectified	1/8"
Non-Rectified	3/16"






# MALTA

FLOOR & WALL | GLAZED PORCELAIN | MARBLE LOOK



Oro | VTL MLOR



Statuary | VTL MLST

SIZE	FINISH
12" x 24" x 7.94mm	Matte
MOSAICS & TRIM	FINISH
3" x 12" Bullnose	Matte

## TECHNICAL INFORMATION

	Made in USA
	Stock   Ready Ship
	V3 Moderate Variation
	DCOF $\geq 0.42$

## PERFORMANCE CHARACTERISTICS

Breaking Strength	>275 lbs
Chemical Resistance	N/A
DCOF	$\geq 0.42$
Deep Scratch Resistance	N/A
Frost Resistance	N/A
Mohs Hardness	N/A
Water Absorption	< 0.5%
Certifications	N/A

## TILE APPLICATION

AREA	WALL	FLOOR
Residential	•	•
Commercial	•	•
Heavy Commercial	•	
Exterior		

\*\* Not defined by ANSI Standards

## COMMON SEGMENTS

Multi-Family	Religious
Residential	
RECOMMENDED GROUT JOINT	
Rectified	1/8"
Non-Rectified	3/16"

\* Not all sizes/trims are available in all colors and finishes, scan QR code for product details.




MALTA | Statuary 12x24



# MARCELLO

FLOOR & WALL | EXTERIOR WALL | PORCELAIN | TERRAZZO LOOK




White | VTL MCWH



Speckled | VTL MCSP



Gray | VTL MCGR



Dark Gray | VTL MCDG

SIZE	FINISH
47" x 47" x 9mm Slab Rectified	Matte
24" x 24" x 9mm Rectified	Matte
12" x 24" x 9mm Rectified	Matte

MOSAICS & TRIM	FINISH
3" x 24" Bullnose Rectified	Matte
13" x 24" Step Tread	Matte
13" x 13" Step Tread Corner	Matte

## TECHNICAL INFORMATION

	Made in Italy
	Import
	V1 Uniform Appearance
	DCOF $\geq 0.42$
	LEED

## PERFORMANCE CHARACTERISTICS

Breaking Strength	$\geq 1300$ N
Chemical Resistance	Resistant
DCOF	$> 0.42$
Deep Scratch Resistance	$\leq 145$ mm <sup>3</sup>
Frost Resistance	Resistant
Mohs Hardness	N/A
Water Absorption	$\leq 0.1\%$
Certifications	LEED

## TILE APPLICATION

AREA	WALL	FLOOR
Residential	•	•
Commercial	•	•
Heavy Commercial	•	
Exterior	•	

\*\* Not defined by ANSI Standards

\* Not all sizes/trims are available in all colors and finishes, scan QR code for product details.

## COMMON SEGMENTS

Corporate	Education	Government
Healthcare	Senior Living	

## RECOMMENDED GROUT JOINT

Rectified	1/8"
Non-Rectified	3/16"



MARCELLO | Gray 24x24 and White 12x24



# MIDTOWN

FLOOR & WALL | EXTERIOR WALL | UNGLAZED THROUGH-BODY PORCELAIN | SOLID LOOK

SIZE

3" x 12" x 8mm

FINISH

Matte



Cream | VTL MICR



Blush | VTL MIBL



Dove | VTL MIDO



Sky | VTL MISK



Steel | VTL MIST



Sage | VTL MISA



Anthracite | VTL MIAN



Clay | VTL MICL

## TECHNICAL INFORMATION



Made in Portugal



Import



V3 Moderate Variation

## PERFORMANCE CHARACTERISTICS

Breaking Strength	≥ 30Nmm2
Chemical Resistance	A-HA
DCOF	N/A
Deep Scratch Resistance	N/A
Frost Resistance	Resistant
Mohs Hardness	7
Water Absorption	≤ 0.5%
Certifications	Greenguard

## TILE APPLICATION

AREA	WALL	FLOOR
Residential	•	•
Commercial	•	•
Heavy Commercial	•	
Exterior	•	

\*\* Not defined by ANSI Standards

\* Not all sizes/trims are available in all colors and finishes, scan QR code for product details.

## COMMON SEGMENTS

Corporate	Government	Hospitality
Multi-Family	Restaurant	

## RECOMMENDED GROUT JOINT

Rectified	1/8"
Non-Rectified	3/16"



MIDTOWN | Sage 3x12



MIDWAY | White 4x8 Urban Mix

# MIDWAY

FLOOR & WALL | EXTERIOR WALL | GLAZED COLOR-BODY PORCELAIN | BRICK LOOK



White | 4x8  
VTL MWWH 48



White | 4x8 Urban Mix  
VTL MWWH URBAMIX48



White | 9x11 Hexagon  
VTL MWWH HEX




White | 3x3 Mosaic  
VTL MWWH MOS33



Red | 4x8  
VTL MWRE 48



Red | 4x8 Urban Mix  
VTL MWRE URBAMIX48



Red | 9x11 Hexagon  
VTL MWRE HEX



Red | 3x3 Mosaic  
VTL MWRE MOS33



Brown | 4x8  
VTL MWBR 48



Brown | 4x8 Urban Mix  
VTL MWBR URBAMIX48



Brown | 9x11 Hexagon  
VTL MWBR HEX



Brown | 3x3 Mosaic  
VTL MWBR MOS33



Taupe | 4x8  
VTL MWTA 48



Taupe | 4x8 Urban Mix  
VTL MWTA URBAMIX48



Taupe | 9x11 Hexagon  
VTL MWTA HEX



Taupe | 3x3 Mosaic  
VTL MWTA MOS33

## TECHNICAL INFORMATION

- Made in Italy
- Stock | Import
- V4 Substantial Variation
- DCOF  $\geq 0.60$

## PERFORMANCE CHARACTERISTICS

Breaking Strength	$\geq 1300$ N
Chemical Resistance	A
DCOF	$> 0.60$
Deep Scratch Resistance	N/A
Frost Resistance	Resistant
Mohs Hardness	N/A
Water Absorption	$\leq 0.5\%$
Certifications	N/A

## TILE APPLICATION

AREA	WALL	FLOOR
Residential	•	•
Commercial	•	•
Heavy Commercial	•	
Exterior	•	

\*\* Not defined by ANSI Standards

\* Not all sizes/trims are available in all colors and finishes, scan QR code for product details.

SIZE	FINISH
9" x 11" x 10.5mm Hexagon	Matte
4" x 8" x 10.5mm	Matte

MOSAICS & TRIM	FINISH
3" x 3" Mosaic	Matte
4" x 8" Urban Mix Decorative	Matte
3" x 16" Bullnose	Matte
4" x 16" Stair Tread	Matte


COMMON SEGMENTS	
Corporate	Multi-Family
Residential	Retail

RECOMMENDED GROUT JOINT	
Rectified	1/8"
Non-Rectified	3/16"



# MINKE

FLOOR & WALL | EXTERIOR WALL | GLAZED PORCELAIN | WOOD LOOK



MINKE | Brown Intarsio Deco 24x24 Matte and Textured and White 12x24

SIZE	FINISH
24" x 48" x 10mm Rectified	Matte
24" x 24" x 10mm Rectified	Matte
12" x 48" x 10mm Rectified	Matte
12" x 24" x 10mm Rectified	Matte
9" x 11" x 10mm Hexagon	Matte

MOSAICS & TRIM	FINISH
24" x 24" Intarsio Deco. Rectified	Matte
24" x 24" Intarsio Deco. Textured Rectified	Matte
12" x 24" Intarsio Deco. Textured Rectified	Matte
12" x 24" Bacchette Mosaic	Matte
12" x 12" Intreccio Mosaic	Matte
12" x 12" Losanga Mosaic	Matte
3" x 24" Bullnose Rectified	Matte
12" x 48" Costa Retta Rectified	Matte

## TECHNICAL INFORMATION

- Made in Italy
- Stock | Import
- V1 Uniform Appearance
- DCOF  $\geq 0.42$

## PERFORMANCE CHARACTERISTICS

Breaking Strength	$\geq 1300N$
Chemical Resistance	A-LA-HA
DCOF	$>0.42$
Deep Scratch Resistance	N/A
Frost Resistance	Resistant
Mohs Hardness	N/A
Water Absorption	$\leq 0.1\%$
Certifications	N/A

## TILE APPLICATION

AREA	WALL	FLOOR
Residential	•	•
Commercial	•	•
Heavy Commercial	•	
Exterior	•	

\*\* Not defined by ANSI Standards

## COMMON SEGMENTS

Corporate	Healthcare	Multi-Family
Residential	Senior Living	

## RECOMMENDED GROUT JOINT

Rectified	1/8"
Non-Rectified	3/16"

\* Not all sizes/trims are available in all colors and finishes, scan QR code for product details.



# MODENA | Neutral

FLOOR & WALL | EXTERIOR WALL | PORCELAIN | CONCRETE LOOK



White A | VTL MDWA



White A | 3x6  
VTL MDWA MOS36



White A | 3x3  
VTL MDWA MOS33



White A | 1x1  
VTL MDWA MOS11



Beige A | VTL MDBA



Beige A | 3x6  
VTL MDBA MOS36



Beige A | 3x3  
VTL MDBA MOS33



Beige A | 1x1  
VTL MDBA MOS11



Gray A | VTL MDGA



Gray A | 3x6  
VTL MDGA MOS36



Gray A | 3x3  
VTL MDGA MOS33



Gray A | 1x1  
VTL MDGA MOS11




Ash A | VTL MDAA



Ash A | 3x6  
VTL MDAA MOS36



Ash A | 3x3  
VTL MDAA MOS33



Ash A | 1x1  
VTL MDAA MOS11



MODENA | Beige A 12x24

## SIZE

48" x 96" x 6mm Slab Rectified	Matte
48" x 96" x 6mm Slab R+PTV Rectified	Bush-Hammered
48" x 48" x 6mm Slab Rectified	Matte
48" x 48" x 6mm Slab R+PTV Rectified	Bush-Hammered
24" x 48" x 6mm Rectified	Matte
24" x 48" x 9mm Rectified	Matte   Satin/Semi-Matte
24" x 48" x 9mm R+PTV Rectified	Bush-Hammered
24" x 48" x 20mm Textured Rectified	Bush-Hammered
32" x 32" x 9mm Rectified	Matte   Satin/Semi-Matte
24" x 24" x 9mm Rectified	Matte   Satin/Semi-Matte
24" x 24" x 9mm R+PTV Rectified	Bush-Hammered
24" x 24" x 9mm Textured Rectified	Bush-Hammered
12" x 24" x 9mm Rectified	Matte   Satin/Semi-Matte
12" x 24" x 9mm R+PTV Rectified	Bush-Hammered
12" x 24" x 9mm Textured Rectified	Bush-Hammered

## FINISH

## MOSAICS & TRIM

3" x 6" Mosaic	Matte   Satin/Semi-Matte
3" x 6" Mosaic 6mm	Matte
3" x 3" Mosaic	Matte
1" x 1" Mosaic	Matte   Satin/Semi-Matte
13" x 47" Gradino	Matte   Satin/Semi-Matte
13" x 47" Angolo Gradino Left	Matte   Satin/Semi-Matte
13" x 47" Angolo Gradino Right	Matte   Satin/Semi-Matte
2" x 24" Bullnose	Matte   Satin/Semi-Matte
2" x 24" Bullnose 6mm	Matte

## FINISH

## TECHNICAL INFORMATION

Made in Italy
Import
V2 Slight Variation
DCOF $\geq 0.42$

## PERFORMANCE CHARACTERISTICS

Finish	Bush-Hammered   Matte	Satin   Semi-Matte
Breaking Strength	2200 N	2200 N
Chemical Resistance	UA-ULA-UHA	UA-ULA-ULB-UHA-UHB
DCOF	> 0.42	> 0.42
Deep Scratch Resistance	140mm <sup>3</sup>	140mm <sup>3</sup>
Frost Resistance	Resistant	Resistant
Mohs Hardness	N/A	N/A
Water Absorption	0.0008	0.0008
Certifications	N/A	N/A

## TILE APPLICATION

AREA	WALL	FLOOR
Residential	•	•
Commercial	•	•
Heavy Commercial	•	•
Exterior	•	

\*\* Not defined by ANSI Standards

## COMMON SEGMENTS

Corporate	Education	Government
-----------	-----------	------------

## RECOMMENDED GROUT JOINT

Rectified   1/8"	Non-Rectified   3/16"
------------------	-----------------------

\* Not all sizes/trims are available in all colors and finishes, scan QR code for product details.






MODENA | Seafoam 48x112, Brown 48x112 and Ash A 32x32

# MODENA | Color


WALL | PORCELAIN | CONCRETE LOOK



Pink | VTL MDPI



Purple | VTL MDPU



Red | VTL MDRE



Sand | VTL MDSA



Brown | VTL MDBR



Orange | VTL MDOR



Light Blue | VTL MDLB



Teal | VTL MDTE



Seafoam | VTL MDSF



Blue | VTL MDBL

SIZE	FINISH
48" x 112" x 6mm Slab Rectified	Gloss   Matte
48" x 96" x 6mm Slab Rectified	Gloss   Matte
48" x 48" x 6mm Slab Rectified	Gloss   Matte
24" x 48" x 6mm Slab Rectified	Gloss   Matte

## TECHNICAL INFORMATION

	Made in Italy
	Import
	V1 Uniform Appearance
	DCOF $\geq 0.42$

## PERFORMANCE CHARACTERISTICS

Breaking Strength	1350 N
Chemical Resistance	UA-ULA
DCOF	> 0.42
Deep Scratch Resistance	140mm <sup>3</sup>
Frost Resistance	Resistant
Mohs Hardness	N/A
Water Absorption	0.0008
Certifications	N/A

## TILE APPLICATION

AREA	WALL	FLOOR
Residential	•	
Commercial	•	
Heavy Commercial	•	
Exterior		

\*\* Not defined by ANSI Standards

\* Not all sizes/trims are available in all colors and finishes, scan QR code for product details.

## COMMON SEGMENTS

Corporate	Education	Government
-----------	-----------	------------

## RECOMMENDED GROUT JOINT

Rectified	1/8"
Non-Rectified	3/16"






MONDO | Moca 24x24, Charcoal 12x24, Light 12x24 and Multicolor Mix Mosaic

# MONDO

INTERIOR AND EXTERIOR FLOOR & WALL | GLAZED COLOR-BODY PORCELAIN | MARBLE LOOK



Light | VTL MNLI

Light | 3D  
VTL MNLI MOS3D

Light | 2x2  
VTL MNLI MOS22

Multicolor | Mix  
VTL MNMU MOSMIX

Beige | VTL MNBE

Beige | 3D  
VTL MNBE MOS3D

Beige | 2x2  
VTL MNBE MOS22

Silver | VTL MNSI

Silver | 3D  
VTL MNSI MOS3D

Silver | 2x2  
VTL MNSI MOS22

Moca | VTL MNMO

Moca | 3D  
VTL MNMO MOS3D

Moca | 2x2  
VTL MNMO MOS22

Charcoal | VTL MNCH

Charcoal | 3D  
VTL MNCH MOS3D

Charcoal | 2x2  
VTL MNCH MOS22

## TECHNICAL INFORMATION

- Made in Italy
- Stock | Import
- V2 Slight Variation
- DCOF  $\geq 0.42$

## PERFORMANCE CHARACTERISTICS

Breaking Strength	$\geq 1300$ N
Chemical Resistance	A-LA-HA
DCOF	$> 0.42$
Deep Scratch Resistance	N/A
Frost Resistance	Resistant
Mohs Hardness	$> 6$
Water Absorption	$\leq 0.1\%$
Certifications	N/A

## TILE APPLICATION

AREA	WALL	FLOOR
Residential	•	•
Commercial	•	•
Heavy Commercial	•	
Exterior	•	•

\*\* Not defined by ANSI Standards

\* Not all sizes/trims are available in all colors and finishes, scan QR code for product details.

## SIZE FINISH

48" x 48" x 10mm Slab Rectified	Matte
40" x 40" x 8.5mm Rectified	Matte
24" x 48" x 10mm Rectified	Matte
24" x 48" x 19mm Rock Rectified	Bush-Hammered
24" x 48" x 10mm Satin Rectified	Satin
24" x 24" x 10mm Rectified	Matte
24" x 24" x 10mm Rock Rectified	Bush-Hammered
24" x 24" x 10mm Satin Rectified	Satin
12" x 24" x 10mm Rectified	Matte
12" x 24" x 10mm Rock Rectified	Bush-Hammered
12" x 24" x 10mm Satin Rectified	Satin

## MOSAICS & TRIM FINISH

12" x 24" 3D Mosaic Rectified	Matte
12" x 17" Mix Mosaic Rectified	Matte
2" x 2" Mosaic Rectified	Matte
3" x 40" Bullnose Rectified	Matte
3" x 24" Bullnose Rectified	Matte
12" x 48" Gradone Costa Retta Rect.	Matte
12" x 48" Gradone Square Assemblato Rectified	Matte
12" x 24" Step Rectified	Matte
6" x 24" Elemento L Rectified	Matte

## COMMON SEGMENTS

Education	Hospitality
Government	Restaurant


## RECOMMENDED GROUT JOINT

Rectified	1/8"
Non-Rectified	3/16"



# MOOD

WALL | GLAZED CERAMIC | ZELLIGE LOOK



White | 5x5  
VTL MOWH 55



White | 3x5  
VTL MOWH 255



White | 4x6 Diamond  
VTL MOWH DIAMOND



Mink | 5x5  
VTL MOMK 55



Mink | 3x5  
VTL MOMK 255



Mink | 4x6 Diamond  
VTL MOMK DIAMOND



Rose | 5x5  
VTL MORO 55



Rose | 3x5  
VTL MORO 255



Rose | 4x6 Diamond  
VTL MORO DIAMOND




Turquoise | 5x5  
VTL MOTU 55



Turquoise | 3x5  
VTL MOTU 255



Turquoise | 4x6 Diamond  
VTL MOTU DIAMOND



Wine | 5x5  
VTL MOWI 55



Wine | 3x5  
VTL MOWI 255



Wine | 4x6 Diamond  
VTL MOWI DIAMOND



Denim | 5x5  
VTL MODE 55




Denim | 3x5  
VTL MODE 255



Denim | 4x6 Diamond  
VTL MODE DIAMOND




Avocado | 5x5  
VTL MOAV 55



Avocado | 3x5  
VTL MOAV 255



Avocado | 4x6 Diamond  
VTL MOAV DIAMOND



Cobalt | 5x5  
VTL MOCO 55



Cobalt | 3x5  
VTL MOCO 255



Cobalt | 4x6 Diamond  
VTL MOCO DIAMOND



Midnight | 5x5  
VTL MOMI 55



Midnight | 3x5  
VTL MOMI 255



Midnight | 4x6 Diamond  
VTL MOMI DIAMOND



MOOD | White 4x6 Diamond

## SIZE

5" x 5" x 9mm

4" x 6" x 9mm Diamond

3" x 5" x 9mm

## FINISH

Gloss

Gloss

Gloss

## TECHNICAL INFORMATION



Made in Portugal



Import



V4 Substantial Variation

## PERFORMANCE CHARACTERISTICS

Breaking Strength  $\geq 13$  N/mm<sup>2</sup>

Chemical Resistance A-LA

DCOF N/A

Deep Scratch Resistance N/A

Frost Resistance N/A

Mohs Hardness N/A

Water Absorption 0,15

Certifications N/A

## TILE APPLICATION

AREA	WALL	FLOOR
Residential	•	
Commercial	•	
Heavy Commercial	•	
Exterior		

Residential

Commercial

Heavy Commercial

Exterior

\*\* Not defined by ANSI Standards

## COMMON SEGMENTS

Corporate	Education	Hospitality
Multi-Family	Restaurant	

Corporate

Multi-Family

## RECOMMENDED GROUT JOINT

Rectified	1/8"
Non-Rectified	3/16"

Rectified

Non-Rectified


\* Not all sizes/trims are available in all colors and finishes, scan QR code for product details.





# NORRIS


FLOOR & WALL | EXTERIOR WALL | GLAZED COLOR-BODY PORCELAIN | TRAVERTINE LOOK



White | VTL NOWH



White | 3x8 Brick  
VTL NOWH BRICK



White | 2x2  
VTL NOWH MOS22



Beige | VTL NOBE



Beige | 3x8 Brick  
VTL NOBE BRICK



Beige | 2x2  
VTL NOBE MOS22




Gray | VTL NOGR



Gray | 3x8 Brick  
VTL NOGR BRICK




Gray | 2x2  
VTL NOGR MOS22



Black | VTL NOBL



Black | 3x8 Brick  
VTL NOBL BRICK



Black | 2x2  
VTL NOBL MOS22

SIZE	FINISH
24" x 47" x 9mm Rectified	Matte
24" x 24" x 9mm Rectified	Matte
12" x 24" x 9mm Rectified	Matte

MOSAICS & TRIM	FINISH
3" x 8" Brick Mosaic	Matte
2" x 2" Mosaic	Matte
3" x 24" Bullnose Rectified	Matte
6" x 12" Covebase Rectified	Matte

NORRIS | White 24x48

## TECHNICAL INFORMATION



Made in USA



Stock | Ready Ship



V2 Slight Variation



DCOF ≥0.42

## PERFORMANCE CHARACTERISTICS

Breaking Strength ≥ 400 lbs

Chemical Resistance Resistant

DCOF > 0.42

Deep Scratch Resistance N/A

Frost Resistance Resistant

Mohs Hardness N/A

Water Absorption ≤ 0.5%

Certifications N/A

## TILE APPLICATION

AREA	WALL	FLOOR
Residential	•	•
Commercial	•	•
Heavy Commercial	•	
Exterior	•	

\*\* Not defined by ANSI Standards

\* Not all sizes/trims are available in all colors and finishes, scan QR code for product details.

## COMMON SEGMENTS

Corporate	Education	Healthcare
Hospitality	Multi-Family	



## RECOMMENDED GROUT JOINT

Rectified	1/8"
Non-Rectified	3/16"



# OPTIX | Floor & Wall

FLOOR & WALL | EXTERIOR WALL | GLAZED COLOR-BODY PORCELAIN | CONCRETE LOOK



Ocean | 47x110 Rectified (3 Patterns)  
VTL OIOC 47110XL

Forest | 47x110 Rectified (2 Patterns)  
VTL OIFO 47110XL



OPTIX | Black 24x24, White 24x47, Forest 47x110 and Teal Arrow Mosaic

SIZE	FINISH
24" x 47" x 9mm Rectified	Matte
24" x 24" x 9mm Rectified	Matte
24" x 24" x 9mm	Silk
12" x 24" x 9mm Rectified	Matte   Silk
47" x 110" x 6mm Pattern Rectified	Matte

MOSAICS & TRIM	FINISH
12" x 14" Angle Mosaic	Matte   Silk
2" x 2" Mosaic	Matte
3" x 24" Bullnose	Matte   Silk
13" x 47" Scalino	Matte   Silk
13" x 47" Elemento L Grip	Bush-Hammered
13" x 24" Scalino	Matte   Silk
12" x 24" Gradino	Matte   Silk
13" x 13" Scalino Angolare	Matte   Silk
3" x 12" Bullnose Left & Right Sagomato	Silk
3" x 12" Sagomato Left & Right	Matte
1" x 47" Corner	Matte



## TECHNICAL INFORMATION

- Made in Italy
- Stock | Import
- V2 Slight Variation
- DCOF  $\geq 0.42$
- LEED, EPD, PEF, FDES, HPE, UPEC

## PERFORMANCE CHARACTERISTICS

Breaking Strength	$\geq 1500$ N
Chemical Resistance	A
DCOF	$> 0.42$
Deep Scratch Resistance	$\leq 150\text{mm}^3$
Frost Resistance	Resistant
Mohs Hardness	N/A
Water Absorption	$\leq 0.1\%$
Certifications	LEED, EPD, PEF, FDES, HPE, UPEC

## TILE APPLICATION

AREA	WALL	FLOOR
Residential	•	•
Commercial	•	•
Heavy Commercial	•	
Exterior	•	

\*\* Not defined by ANSI Standards

## COMMON SEGMENTS

Healthcare	Hospitality
Restaurant	Senior Living

## RECOMMENDED GROUT JOINT

Rectified	1/8"
Non-Rectified	3/16"

\* Not all sizes/trims are available in all colors and finishes, scan QR code for product details.



# OPTIX | Wall

WALL | GLAZED CERAMIC | CONCRETE LOOK



SIZE	FINISH
20" x 47" x 8.5mm Rectified Wall	Matte

MOSAICS & TRIM	FINISH
12" x 13" Illusion Mosaic	Matte
12" x 12" Arrow Mosaic	Matte
0.625" x 0.625" Mosaic Mini	Matte
1" x 20" Corner	Matte
0.375" x 0.375" Corner A.E.	Matte



## TECHNICAL INFORMATION

- Made in Italy
- Stock | Import
- V2 Slight Variation
- EPD | PEF | FDES | HPD

## PERFORMANCE CHARACTERISTICS

Breaking Strength	≥1500 N
Chemical Resistance	A
DCOF	>0.42
Deep Scratch Resistance	≤ 150mm3
Frost Resistance	Resistant
Mohs Hardness	N/A
Water Absorption	≤0.1%
Certifications	EPD   PEF   FDES   HPD

## TILE APPLICATION

AREA	WALL	FLOOR
Residential	•	
Commercial	•	
Heavy Commercial	•	
Exterior		

\*\* Not defined by ANSI Standards

## COMMON SEGMENTS

Healthcare	Hospitality
Restaurant	Senior Living

## RECOMMENDED GROUT JOINT


Rectified	1/8"
Non-Rectified	3/16"

\* Not all sizes/trims are available in all colors and finishes, scan QR code for product details.



# ORGANIC ROOTS

FLOOR & WALL | EXTERIOR WALL | COLOR-BODY PORCELAIN | CONCRETE LOOK



ORGANIC ROOTS | Black & White 24x48 and Blue Origin Mosaic

SIZE	FINISH
24" x 48" x 9mm Rectified	Matte
12" x 24" x 9mm	Matte
3" x 12" x 9mm	Matte

MOSAICS & TRIM	FINISH
12" x 12" Origin Mosaic	Matte
2" x 2" Mosaic	Matte
3" x 24" Bullnose	Matte
6" x 12" Cove Base	Matte

## TECHNICAL INFORMATION

- Made in USA
- Ready Ship
- V2 Slight Variation
- DCOF > 0.42
- HPD | EPD | Greenguard | VOC Free

## PERFORMANCE CHARACTERISTICS

Breaking Strength	≥ 350 lbf
Chemical Resistance	Resistant
DCOF	> 0.42
Deep Scratch Resistance	N/A
Frost Resistance	Resistant
Mohs Hardness	N/A
Water Absorption	≤ 0.5%
Certifications	HPD   EPD   Greenguard VOC Free

## TILE APPLICATION

AREA	WALL	FLOOR
Residential	•	•
Commercial	•	•
Heavy Commercial	•	
Exterior	•	

\*\* Not defined by ANSI Standards

## COMMON SEGMENTS

Corporate	Education
Government	

## RECOMMENDED GROUT JOINT

Rectified	1/8"
Non-Rectified	3/16"

\* Not all sizes/trims are available in all colors and finishes, scan QR code for product details.





# OUTPOST

FLOOR & WALL | EXTERIOR WALL | PORCELAIN | CONCRETE LOOK




White | VTL OPWH



White | 2x2  
VTL OPWH MOS22



Light Gray | VTL OPLG



Light Gray | 2x2  
VTL OPLG MOS22



Dark Gray | VTL OPDG



Dark Gray | 2x2  
VTL OPDG MOS22



Black | VTL OPBK



Black | 2x2  
VTL OPBK MOS22

SIZE	FINISH
24" x 48" x 20mm Rectified	Bush-Hammered
24" x 24" x 20mm Rectified	Matte
24" x 24" x 8mm	Bush-Hammered
12" x 24" x 8mm	Matte

MOSAICS & TRIM	FINISH
2" x 2" Mosaic	Matte
3" x 12" Bullnose	Matte
6" x 12" Cove Base	Matte
12" x 24" 2cm Bullnose Coping Rect.	Bush-Hammered
12" x 24" 2cm Ease Edge Coping Rect.	Bush-Hammered
12" x 24" L-Shaped Coping Rectified	Bush-Hammered
12" x 24" Stair Tread Coping Rectified	Bush-Hammered

## TECHNICAL INFORMATION



Made in USA



Ready Ship



DCOF ≥ 0.42



Carbon Neutral

## PERFORMANCE CHARACTERISTICS

Breaking Strength ≥ 300 lbf

Chemical Resistance Resistant

DCOF ≥ 0.42

Deep Scratch Resistance N/A

Frost Resistance Resistant

Mohs Hardness N/A

Water Absorption ≤0.4%

Certifications Carbon Neutral

## TILE APPLICATION

AREA WALL FLOOR

Residential • •

Commercial • •

Heavy Commercial •

Exterior •

\*\* Not defined by ANSI Standards

\*Not all sizes/trims are available in all colors and finishes, scan QR code for product details.

## COMMON SEGMENTS

Education Government Hospitality

Multi-Family Restaurant

## RECOMMENDED GROUT JOINT

Rectified 1/8"

Non-Rectified 3/16"





PARKETTE | Sienna Flash 6x6

# PARKETTE

INTERIOR AND EXTERIOR FLOOR & WALL | QUARRY | TERRACOTTA LOOK



Stone | VTL PAST



Gray | VTL PAGR



Silver Flash | VTL PASV




Ash Flash | VTL PAAS



Burnt | VTL PABU




Red | VTL PARD



Sienna Flash | VTL PASI



Autumn | VTL PAAU



Mahogany | VTL PAMA

SIZE	FINISH
8" x 8" x 12.7mm	Matte
8" x 8" x 12.7mm Abrasive	Matte
6" x 6" x 12.7mm	Matte
6" x 6" x 12.7mm Abrasive	Matte
6" x 6" x 12.7mm Tread	Matte

MOSAICS & TRIM	FINISH
8" x 8" Bullnose	Matte
8" x 8" Bullnose Out Corner	Matte
6" x 6" Bullnose	Matte
6" x 6" Bullnose Abrasive	Matte
6" x 6" Bullnose Corner	Matte
6" x 6" Bullnose Out Corner	Matte
6" x 6" Cove Base	Matte
5" x 8" Cove Base	Matte
5" x 6" Cove Base Out Corner	Matte
5" x 6" Round Top Cove Base	Matte
5" x 6" Round Top Cove Base Corner Right	Matte
5" x 6" Round Top Cove Base Corner Left	Matte
1" x 6" Cove Base Incorner	Matte
1" x 6" Cove Base Outcorner	Matte
1" x 5" Cove Base Inside Corner	Matte

## TECHNICAL INFORMATION

	Made in USA
	Stock   Ready Ship
	V3 Moderate Variation
	V4 Substantial Variation
	Matte   DCOF $\geq 0.42$ - $\geq 0.60$ Abrasive & Tread   DCOF $\geq 0.65$

## PERFORMANCE CHARACTERISTICS

Breaking Strength	> 350 - 400 lbs
Chemical Resistance	Resistant
DCOF	$\geq 0.42$ - $\geq 0.65$
Deep Scratch Resistance	N/A
Frost Resistance	Resistant
Mohs Hardness	7
Water Absorption	< 3.0%
Certifications	N/A

## TILE APPLICATION

AREA	WALL	FLOOR
Residential	•	•
Commercial	•	•
Heavy Commercial	•	
Exterior	•	•

\*\* Not defined by ANSI Standards

\* Not all sizes/trims are available in all colors and finishes, scan QR code for product details.

## COMMON SEGMENTS

Corporate	Education
Hospitality	Restaurant

## RECOMMENDED GROUT JOINT

Rectified	1/8"
Non-Rectified	3/16"





# PENRHYN

FLOOR & WALL | EXTERIOR WALL | GLAZED COLOR-BODY PORCELAIN | SLATE LOOK




Beach | VTL PNBE



Beach | 2x2  
VTL PNBE MOS22



Sea Floor | VTL PNSF




Sea Floor | 2x2  
VTL PNSF MOS22




Pebble | VTL PNPE



Pebble | 2x2  
VTL PNPE MOS22



Volcano | VTL PNVO



Volcano | 2x2  
VTL PNVO MOS22

## SIZE

24" x 24" x 9mm Rectified  
12" x 24" x 9mm Rectified

## FINISH

Matte  
Matte

## MOSAICS & TRIM

2" x 2" Mosaic  
3" x 24" Bullnose Rectified  
6" x 12" Cove Base Rectified

## FINISH

Matte  
Matte  
Matte

## TECHNICAL INFORMATION



Made in USA



Stock | Ready Ship



V4 Substantial Variation



DCOF > 0.42



LEED | HPD

## PERFORMANCE CHARACTERISTICS

Breaking Strength ≥ 400 lbs

Chemical Resistance Resistant

DCOF > 0.42

Deep Scratch Resistance N/A

Frost Resistance Resistant

Mohs Hardness N/A

Water Absorption ≤0.5%

Certifications LEED | HPD

## TILE APPLICATION

AREA WALL FLOOR

Residential • •

Commercial • •

Heavy Commercial •

Exterior •

\*\* Not defined by ANSI Standards

\*Not all sizes/trims are available in all colors and finishes, scan QR code for product details.

## COMMON SEGMENTS

Education Healthcare Hospitality

Restaurant Senior Living

## RECOMMENDED GROUT JOINT

Rectified 1/8"

Non-Rectified 3/16"



PENRHYN | Pebble 12x24

# PERSIA

INTERIOR AND EXTERIOR FLOOR & WALL | GLAZED COLOR-BODY PORCELAIN | CONCRETE LOOK



PERSIA | Black 8" Hexagon & Cream 2x2 Hexagon Mosaic

SIZE	FINISH
24" x 24" x 7.94mm Rectified	Matte
12" x 24" x 7.94mm Rectified	Matte
8" x 8" x 7.94mm Hexagon Rectified	Matte

MOSAICS & TRIM	FINISH
8" x 8" Decorative Rectified	Matte
2" x 2" Hexagon Mosaic	Matte
3" x 24" Bullnose	Matte
6" x 12" Cove Base	Matte
1" x 6" Cove Base Out Corner	Matte

## TECHNICAL INFORMATION

- Made in USA
- Stock
- V2 Slight Variation
- DCOF ≥ 0.60

## PERFORMANCE CHARACTERISTICS

Breaking Strength	> 275 lbs
Chemical Resistance	Resistant
DCOF	≥ 0.60
Deep Scratch Resistance	N/A
Frost Resistance	N/A
Mohs Hardness	8
Water Absorption	≤ 0.5%
Certifications	N/A

## TILE APPLICATION

AREA	WALL	FLOOR
Residential	•	•
Commercial	•	•
Heavy Commercial	•	•
Exterior	•	•

\*\* Not defined by ANSI Standards

## COMMON SEGMENTS

Corporate	Education	Hospitality
Multi-Family	Residential	

## RECOMMENDED GROUT JOINT

Rectified	1/8"
Non-Rectified	3/16"

\* Not all sizes/trims are available in all colors and finishes, scan QR code for product details.



# PICCADILLY

INTERIOR AND EXTERIOR FLOOR & WALL | GLAZED PORCELAIN | LIMESTONE LOOK

White   VTL PIWH V2	White   Straight VTL PIWH STRAIGHT	White   Groove VTL PIWH GROOVER	White   2x2 VTL PIWH MOS22
Cloud   VTL PICL V3	Cloud   Straight VTL PICL STRAIGHT	Cloud   Groove VTL PICL GROOVER	Cloud   2x2 VTL PICL MOS22
Cream   VTL PICR V2	Cream   Straight VTL PICR STRAIGHT	Cream   Groove VTL PICR GROOVER	Cream   2x2 VTL PICR MOS22
Fog   VTL PIFG V2	Fog   Straight VTL PIFG STRAIGHT	Fog   Groove VTL PIFG GROOVER	Fog   2x2 VTL PIFG MOS22
Aggregate   VTL PIAG V2	Aggregate   Straight VTL PIAG STRAIGHT	Aggregate   Groove VTL PIAG GROOVER	Aggregate   2x2 VTL PIAG MOS22
Storm   VTL PIST V3	Storm   Straight VTL PIST STRAIGHT	Storm   Groove VTL PIST GROOVER	Storm   2x2 VTL PIST MOS22
Slate   VTL PISL V2	Slate   Straight VTL PISL STRAIGHT	Slate   Groove VTL PISL GROOVER	Slate   2x2 VTL PISL MOS22



PICCADILLY | Aggregate 24x24 and 48x110, and White 24x47

SIZE	FINISH
63" x 126" x 6mm Slab Rectified	Matte
47" x 110" x 6mm Slab Rectified	Matte
47" x 47" x 9mm Rectified	Matte
32" x 32" x 9mm Rectified	Matte
32" x 32" x 20mm Textured Rectified	Bush-Hammered
24" x 47" x 9mm Rectified	Matte
24" x 47" x 9mm Grip Rectified	Bush-Hammered
24" x 47" x 20mm Textured Rectified	Bush-Hammered
24" x 36" x 20mm Textured Rectified	Bush-Hammered
24" x 24" x 9mm Rectified	Matte
24" x 24" x 20mm Textured Rectified	Bush-Hammered
24" x 24" x 30mm Textured Rectified	Bush-Hammered
16" x 24" x 9mm Rectified	Matte
12" x 24" x 9mm Rectified	Matte
8" x 24" x 9mm Rectified	Matte
4" x 24" x 9mm Rectified	Matte

MOSAICS & TRIM	FINISH
2" x 2" Mosaic	Matte
24" x 47" Straight Decorative Rectified	Matte
24" x 47" Groove Decorative Rectified	Matte
3" x 24" Bullnose	Matte
13" x 47" Step Tread	Matte
13" x 24" Step Tread	Matte
13" x 13" Step Tread Corners Rect.	Matte
13" x 13" Step Tread Corner	Matte



## TECHNICAL INFORMATION

	Made in Italy
	Stock   Import
	V2 Slight Variation
	V3 Moderate Variation
	Matte   DCOF $\geq 0.42$ Bush-Hammered   DCOF $\geq 0.55$
	LEED

## PERFORMANCE CHARACTERISTICS

	9mm	20mm
Thickness	9mm	20mm
Breaking Strength	$\geq 1300N$	$> 10000N$
Chemical Resistance	Resistant	Resistant
DCOF	$> 0.42$	$> 0.55$
Deep Scratch Resistance	$\leq 145 \text{ mm}^3$	$\leq 145 \text{ mm}^3$
Frost Resistance	Resistant	Resistant
Mohs Hardness	N/A	N/A
Water Absorption	$\leq 0.1\%$	$\leq 0.1\%$
Certifications	LEED	LEED

## TILE APPLICATION

AREA	WALL	FLOOR
Residential	•	•
Commercial	•	•
Heavy Commercial	•	
Exterior	•	•

\*\* Not defined by ANSI Standards

## COMMON SEGMENTS

Corporate	Healthcare
Retail	Senior Living

## RECOMMENDED GROUT JOINT

Rectified	1/8"
Non-Rectified	3/16"

\* Not all sizes/trims are available in all colors and finishes, scan QR code for product details.






# PORTLAND

INTERIOR AND EXTERIOR FLOOR & WALL | PORCELAIN | CONCRETE LOOK



White | VTL PLWH



Beige | VTL PLBE



Light Gray | VTL PLLG



Greige | VTL PLGG








Taupe | VTL PLTP

SIZE	FINISH
24" x 48" x 9mm Rectified	Matte
24" x 24" x 9mm Rectified	Matte
24" x 24" x 9mm Grip Rectified	Bush-Hammered
12" x 24" x 9mm Rectified	Matte

MOSAICS & TRIM	FINISH
3" x 24" Bullnose	Matte

## TECHNICAL INFORMATION

	Made in Italy
	Import
	V2 Slight Variation
	DCOF $\geq 0.42$
	LEED

## PERFORMANCE CHARACTERISTICS

Breaking Strength	$\geq 1300$ N
Chemical Resistance	Resistant
DCOF	$> 0.42$
Deep Scratch Resistance	$\leq 145$ mm <sup>3</sup>
Frost Resistance	Resistant
Mohs Hardness	N/A
Water Absorption	$\leq 0.1\%$
Certifications	LEED

## TILE APPLICATION

AREA	WALL	FLOOR
Residential	•	•
Commercial	•	•
Heavy Commercial	•	
Exterior	•	•

\*\* Not defined by ANSI Standards

\* Not all sizes/trims are available in all colors and finishes, scan QR code for product details.

## COMMON SEGMENTS

Corporate	Education	Healthcare
Hospitality	Multi-Family	

## RECOMMENDED GROUT JOINT

Rectified	1/8"
Non-Rectified	3/16"



PORTLAND | Light Gray 24x24 and White 24x24



PRISM | Medium Gray 12x24

# PRISM


INTERIOR & EXTERIOR FLOOR & WALL | COLOR-BODY PORCELAIN | CONCRETE LOOK



White | VTL PRWH



Beige | VTL PRBE



Light Gray | VTL PRLG



Medium Gray | VTL PRMG

SIZE	FINISH
24" x 24" x 7.94mm Rectified	Matte
24" x 24" x 7.94mm Light Polished Rect.	Semi-Polished
12" x 24" x 7.94mm Rectified	Matte
12" x 24" x 7.94mm Light Polished Rect.	Semi-Polished

MOSAICS & TRIM	FINISH
3" x 24" Bullnose Rectified	Matte
6" x 12" Cove Base	Matte
1" x 6" Cove Base Corner	Matte

## TECHNICAL INFORMATION

	Made in USA
	Made in Mexico
	Ready Ship
	V2 Slight Variation
	DCOF ≥0.60

## PERFORMANCE CHARACTERISTICS

Breaking Strength	> 275 lbs
Chemical Resistance	Resistant
DCOF	≥0.60
Deep Scratch Resistance	N/A
Frost Resistance	N/A
Mohs Hardness	8
Water Absorption	< 0.5
Certifications	N/A

## TILE APPLICATION

AREA	WALL	FLOOR
Residential	•	•
Commercial	•	•
Heavy Commercial	•	
Exterior	•	•

\*\* Not defined by ANSI Standards

\*Not all sizes/trims are available in all colors and finishes, scan QR code for product details.

## COMMON SEGMENTS

Corporate	Education	Government
-----------	-----------	------------

## RECOMMENDED GROUT JOINT

Rectified	1/8"
Non-Rectified	3/16"





PURITY | Elegance 48x48 and Royal 48x110

# PURITY

FLOOR & WALL | EXTERIOR WALL | COLOR-BODY PORCELAIN | MARBLE LOOK



Elegance | VTL PTEL



Elegance | 2x2 VTL PTEL MOS22



Elegance | Hex VTL PTEL HEX



Sublime | VTL PTSB



Sublime | 2x2 VTL PTSB MOS22



Sublime | Hex VTL PTSB HEX



Grandeur | VTL PTGR




Grandeur | 2x2 VTL PTGR MOS22



Grandeur | Hex VTL PTGR HEX



Refinement | VTL PTRF



Refinement | 2x2 VTL PTRF MOS22




Refinement | Hex VTL PTRF HEX



Royal | VTL PTRY




Royal | 2x2 VTL PTRY MOS22



Royal | Hex VTL PTRY HEX



Majesty | VTL PTMJ



Majesty | 2x2 VTL PTMJ MOS22



Majesty | Hex VTL PTMJ HEX

SIZE	FINISH
48" x 110" x 6mm Rectified	Matte   Polished
48" x 110" x 6mm Bookmatch A Rect.	Polished
48" x 110" x 6mm Bookmatch B Rect.	Polished
48" x 48" x 8mm Rectified	Matte   Polished
32" x 96" x 12mm Pre-Fab 12mm Slab	Matte
24" x 48" x 8mm Rectified	Polished
12" x 24" x 10mm Rectified	Matte   Polished
3" x 12" x 10mm	Polished

MOSAICS & TRIM	FINISH
2" x 2" Mosaic	Matte   Polished
2" x 2" Hexagon Mosaic	Matte   Polished
3" x 12" Bullnose	Matte   Polished

## TECHNICAL INFORMATION

Made in USA
Stock   Ready Ship
DCOF ≥0.42

## PERFORMANCE CHARACTERISTICS

Thickness	8mm   10mm   12mm	6mm
Breaking Strength	≥300 lbf	≥250 lbf
Chemical Resistance	Resistant	Resistant
DCOF	≥0.42	≥0.42
Deep Scratch Resistance	N/A	N/A
Frost Resistance	Resistant	Resistant
Mohs Hardness	N/A	N/A
Water Absorption	≤ 0.4%	≤ 0.4%
Certifications	N/A	N/A

## TILE APPLICATION

AREA	WALL	FLOOR
Residential	•	•
Commercial	•	•
Heavy Commercial	•	
Exterior	•	

\*\* Not defined by ANSI Standards

\* Not all sizes/trims are available in all colors and finishes, scan QR code for product details.

## COMMON SEGMENTS

Corporate	Government	Multi-Family
Residential	Retail	

## RECOMMENDED GROUT JOINT

Rectified	1/8"
Non-Rectified	3/16"






REIGN | Cross Ivory 40x40, and Vein Ivory 24x48 and Hex Mosaic

# REIGN

INTERIOR AND EXTERIOR FLOOR & WALL | GLAZED COLOR-BODY PORCELAIN | TRAVERTINE LOOK



Cross Ivory | VTL RGCI



Cross Cream | VTL RGCC



Cross Gray | VTL RGCG



Vein Ivory | VTL RGVI



Vein Cream | VTL RGVC



Vein Gray | VTL RGVG




Vein Ivory Rule | VTL RGVI RULE



Vein Cream Rule | VTL RGVC RULE




Vein Gray Rule | VTL RGVG RULE



Cross Ivory | 2x2  
VTL RGCI MOS22




Cross Ivory | Hex  
VTL RGCI HEX



Cross Cream | 2x2  
VTL RGCC MOS22




Cross Cream | Hex  
VTL RGCC HEX



Cross Gray | 2x2  
VTL RGCG MOS22




Cross Gray | Hex  
VTL RGCG HEX



Vein Ivory | 2x2  
VTL RGVI MOS22



Vein Ivory | Hex  
VTL RGVI HEX



Vein Cream | 2x2  
VTL RGVC MOS22



Vein Cream | Hex  
VTL RGVC HEX



Vein Gray | 2x2  
VTL RGVG MOS22



Vein Gray | Hex  
VTL RGVG HEX

SIZE	FINISH
48" x 48" x 9.5mm Rectified	Matte
40" x 40" x 8.5mm Rectified	Matte
40" x 40" x 8.5mm Grip Rectified	Bush-Hammered
40" x 40" x 8.5mm Semi-Rectified	Semi-Polished
24" x 48" x 9.5mm Rectified	Matte
24" x 48" x 9.5mm Semi-Rectified	Semi-Polished
24" x 24" x 9.5mm Rectified	Matte
24" x 24" x 9.5mm Grip Rectified	Bush-Hammered
24" x 24" x 9.5mm Semi-Rectified	Semi-Polished
12" x 24" x 9.5mm Rectified	Matte
12" x 24" x 9.5mm Grip Rectified	Bush-Hammered

MOSAICS & TRIM	FINISH
11" x 13" Hexagon Mosaic Rect.	Matte
2" x 2" Mosaic Rectified	Matte
24" x 48" Rule Decorative Rect.	Matte
3" x 24" Bullnose Rectified	Matte

## TECHNICAL INFORMATION

	Made in Italy
	Stock   Import
	V2 Slight Variation
	DCOF $\geq 0.42$

## PERFORMANCE CHARACTERISTICS

Breaking Strength	$\geq 1300$ N
Chemical Resistance	A-LA-HA
DCOF	> 0.42
Deep Scratch Resistance	N/A
Frost Resistance	Resistant
Mohs Hardness	6
Water Absorption	$\leq 0.1\%$
Certifications	N/A

## TILE APPLICATION

AREA	WALL	FLOOR
Residential	•	•
Commercial	•	•
Heavy Commercial	•	
Exterior	•	•

\*\* Not defined by ANSI Standards

## COMMON SEGMENTS

Healthcare	Hospitality	Multi-Family
Residential	Senior Living	

## RECOMMENDED GROUT JOINT

Rectified	1/8"
Non-Rectified	3/16"

\* Not all sizes/trims are available in all colors and finishes, scan QR code for product details.





# REMINGTON

INTERIOR AND EXTERIOR FLOOR & WALL | PORCELAIN | METAL LOOK



White | VTL RMWH




White Metal 3D | VTL RMWH MRID



White | 2x2  
VTL RMWH MOS22



Light Gray | VTL RMLG




Light Gray Metal 3D | VTL RMLG MRID




Light Gray | 2x2  
VTL RMLG MOS22



Dark Gray | VTL RMDG




Dark Gray Metal 3D | VTL RMDG MRID




Dark Gray | 2x2  
VTL RMDG MOS22



Black | VTL RMBK



Black Metal 3D | VTL RMBK MRID



Black | 2x2  
VTL RMBK MOS22

SIZE	FINISH
47" x 109" x 6.5mm Slab Rectified	Matte
24" x 47" x 9.5mm Rectified	Matte
12" x 24" x 9.5mm Rectified	Matte

MOSAICS & TRIM	FINISH
2" x 2" Mosaic	Matte
24" x 47" Metal 3D Deco Rectified	Matte
12" x 24" Metal 3D Deco Rectified	Matte
3" x 24" Bullnose Rectified	Matte
13" x 47" Step Rectified	Matte
13" x 47" Stair Tread Rectified	Matte
13" x 47" Left Corner Rectified	Matte
13" x 47" Right Corner Rectified	Matte

## TECHNICAL INFORMATION

	Made in Italy
	Stock   Import
	V3 Moderate Variation
	DCOF $\geq 0.42$
	Greenguard

## PERFORMANCE CHARACTERISTICS

Breaking Strength	$\geq 2000$ N
Chemical Resistance	A-LA-HA
DCOF	$\geq 0.42$
Deep Scratch Resistance	N/A
Frost Resistance	Resistant
Mohs Hardness	N/A
Water Absorption	$\leq 0.5\%$
Certifications	Greenguard

## TILE APPLICATION

AREA	WALL	FLOOR
Residential	•	•
Commercial	•	•
Heavy Commercial	•	
Exterior	•	•

\*\* Not defined by ANSI Standards

## COMMON SEGMENTS

Corporate	Government
Multi-Family	Residential

## RECOMMENDED GROUT JOINT

Rectified	1/8"
Non-Rectified	3/16"

\* Not all sizes/trims are available in all colors and finishes, scan QR code for product details.



REMINGTON | Light Gray 24x47 and 24x47 Metal 3D Deco, and Opal 2x9



# REMINGTON | Brick

FLOOR & WALL | EXTERIOR WALL | PORCELAIN | METAL LOOK



Opal | VTL RMOP



Moonstone | VTL RMMO



Sapphire | VTL RMSA



Emerald | VTL RMEM



Onyx | VTL RMON

SIZE	FINISH
2" x 9" Glossy	Gloss

MOSAICS & TRIM	FINISH
2" x 9" Bullnose Glossy	Gloss

## TECHNICAL INFORMATION



Made in Italy



Stock | Import



V3 Moderate Variation



Greenguard

## PERFORMANCE CHARACTERISTICS

Breaking Strength	≥ 2000 N
Chemical Resistance	A-LA-HA
DCOF	N/A
Deep Scratch Resistance	N/A
Frost Resistance	Resistant
Mohs Hardness	N/A
Water Absorption	≤ 0.5%
Certifications	Greenguard

## TILE APPLICATION

AREA	WALL	FLOOR
Residential	•	•
Commercial	•	•
Heavy Commercial	•	
Exterior	•	

\*\* Not defined by ANSI Standards

\* Not all sizes/trims are available in all colors and finishes, scan QR code for product details.

## COMMON SEGMENTS

Corporate	Government
Multi-Family	Residential

## RECOMMENDED GROUT JOINT

Rectified	1/8"
Non-Rectified	3/16"



















REMINGTON | Dark Gray 47x109 and Emerald 2x9



# REN

FLOOR & WALL | GLAZED COLOR-BODY PORCELAIN | SLATE LOOK

 Light Grey   VTL RNLG	 Light Grey   6" Hex VTL RNLG MOS6HEX	 Light Grey   2" Hex VTL RNLG MOS2HEX	 Light Grey   2x2 VTL RNLG MOS22
 Taupe   VTL RNTA	 Taupe   6" Hex VTL RNTA MOS6HEX	 Taupe   2" Hex VTL RNTA MOS2HEX	 Taupe   2x2 VTL RNTA MOS22
 Medium Grey   VTL RNMG	 Medium Grey   6" Hex VTL RNMG MOS6HEX	 Medium Grey   2" Hex VTL RNMG MOS2HEX	 Medium Grey   2x2 VTL RNMG MOS22
 Dark Grey   VTL RNDG	 Dark Grey   6" Hex VTL RNDG MOS6HEX	 Dark Grey   2" Hex VTL RNDG MOS2HEX	 Dark Grey   2x2 VTL RNDG MOS22

SIZE	FINISH
24" x 47" x 10.3mm Rectified	Matte
32" x 32" x 11.5mm Rectified	Matte
12" x 24" x 8.4mm Rectified	Matte

MOSAICS & TRIM	FINISH
6" x 6" Hex Mosaics	Matte
2" x 2" Mosaics	Matte
2" x 2" Hex Mosaics	Matte
3" x 24" Bullnose	Matte

## TECHNICAL INFORMATION

	Made in Turkey
	Stock   Ready Ship
	V2 Slight Variation
	DCOF $\geq 0.42$
	EPD

## PERFORMANCE CHARACTERISTICS

Breaking Strength	>1750
Chemical Resistance	N/A
DCOF	>0.42
Deep Scratch Resistance	N/A
Frost Resistance	Resistant
Mohs Hardness	9
Water Absorption	N/A
Certifications	EPD

## TILE APPLICATION

AREA	WALL	FLOOR
Residential	•	•
Commercial	•	•
Heavy Commercial	•	
Exterior		

\*\* Not defined by ANSI Standards

## COMMON SEGMENTS

Automotive	Corporate
Government	Healthcare

## RECOMMENDED GROUT JOINT

Rectified	1/8"
Non-Rectified	3/16"

\* Not all sizes/trims are available in all colors and finishes, scan QR code for product details.



REN | Taupe 32x32 and 6" Hex Mosaic




# RENAISSANCE

FLOOR & WALL | EXTERIOR WALL | GLAZED COLOR-BODY PORCELAIN | MARBLE LOOK




White | VTL REWH



White | 2x2  
VTL REWH MOS22



Reign | VTL RERN



Reign | 2x2  
VTL RERN MOS22



Gold | VTL REGD



Gold | 2x2  
VTL REGD MOS22

## SIZE FINISH

12" x 24" x 8mm Matte

## MOSAICS & TRIM FINISH

2" x 2" Mosaic Matte

3" x 12" Bullnose Matte

### TECHNICAL INFORMATION

	Made in USA
	Ready Ship
	V3 Moderate Variation
	DCOF $\geq 0.42$
	Greenguard   Bureau Veritas NSF EPD

### PERFORMANCE CHARACTERISTICS

Breaking Strength	$\geq 300$ lb/ft <sup>2</sup>
Chemical Resistance	Resistant
DCOF	$\geq 0.42$
Deep Scratch Resistance	N/A
Frost Resistance	Resistant
Mohs Hardness	N/A
Water Absorption	$\leq 0.4\%$
Certifications	Greenguard   Bureau Veritas NSF EPD

### TILE APPLICATION

AREA	WALL	FLOOR
Residential	•	•
Commercial	•	•
Heavy Commercial	•	
Exterior	•	

\*\* Not defined by ANSI Standards

### COMMON SEGMENTS

Education	Government	Hospitality
Multi-Family	Restaurant	

### RECOMMENDED GROUT JOINT

Rectified	1/8"
Non-Rectified	3/16"

\*Not all sizes/trims are available in all colors and finishes, scan QR code for product details.



RENAISSANCE | Reign 12x24



RESTORATION | Dark Brown 8x40

# RESTORATION

FLOOR & WALL | EXTERIOR WALL | GLAZED COLOR-BODY PORCELAIN | WOOD LOOK

SIZE

8" x 40" x 9mm

FINISH

Matte



White | VTL REWH



Gray | VTL REGR



Brown | VTL REBR



Dark Brown | VTL REDB

## TECHNICAL INFORMATION



Made in USA



Ready Ship



V3 Moderate Variation



DCOF ≥0.42



HPD | LEED

## PERFORMANCE CHARACTERISTICS

Breaking Strength ≥ 400 lbs

Chemical Resistance Resistant

DCOF ≥ 0.42

Deep Scratch Resistance N/A

Frost Resistance Resistant

Mohs Hardness N/A

Water Absorption ≤ 0.5%

Certifications HPD | LEED

## TILE APPLICATION

AREA	WALL	FLOOR
Residential	•	•
Commercial	•	•
Heavy Commercial	•	
Exterior	•	

\*\* Not defined by ANSI Standards

## COMMON SEGMENTS

Corporate	Government	Hospitality
Multi-Family	Restaurant	

\*Not all sizes/trims are available in all colors and finishes, scan QR code for product details.






RIFT | Gray 12x24

# RIFT


FLOOR & WALL | GLAZED PORCELAIN & GLAZED CERAMIC | LIMESTONE LOOK



White | VTL RIWH



White | 2x2  
VTL RIWH MOS22



White | 1x3 Stacked  
VTL RIWH MOS13



Beige | VTL RIBE




Beige | 2x2  
VTL RIBE MOS22




Beige | 1x3 Stacked  
VTL RIBE MOS13



Gray | VTL RIGR



Gray | 2x2  
VTL RIGR MOS22



Gray | 1x3 Stacked  
VTL RIGR MOS13

## SIZE FINISH

12" x 24" x 7.94mm	Glazed Porcelain	Matte
12" x 24" x 7.94mm	Glazed Porcelain	Matte

## MOSAICS & TRIM FINISH

2" x 2" Mosaic	Glazed Ceramic	Matte
1" x 3" Stacked Mosaic	Glazed Ceramic	Matte
3" x 12" Bullnose	Glazed Porcelain	Matte
6" x 12" Cove Base	Glazed Ceramic	Matte
1" x 6" Cove Base Outcorner	Glazed Ceramic	Matte

## TECHNICAL INFORMATION

	Made in USA
	Made in Mexico
	Stock   Ready Ship
	V3 Moderate Variation
	DCOF ≥ 0.42

## PERFORMANCE CHARACTERISTICS

Material Type	Glazed Ceramic	Glazed Porcelain
Breaking Strength	> 250 lbs	> 275 lbs
Chemical Resistance	Resistant	Resistant
DCOF	≥ 0.42	≥ 0.42
Deep Scratch Resistance	N/A	N/A
Frost Resistance	N/A	N/A
Mohs Hardness	8	8
Water Absorption	< 3%	< 0.5%
Certifications	N/A	N/A

## TILE APPLICATION

AREA	WALL	FLOOR
Residential	•	•
Commercial	•	•
Heavy Commercial	•	
Exterior		

\*\* Not defined by ANSI Standards

\*Not all sizes/trims are available in all colors and finishes, scan QR code for product details.

## COMMON SEGMENTS

Corporate	Education	Healthcare
Multi-Family	Senior Living	

## RECOMMENDED GROUT JOINT

Rectified	1/8"
Non-Rectified	3/16"






SCENIC | Charcoal 12x24

# SCENIC

FLOOR & WALL | EXTERIOR WALL | GLAZED COLOR-BODY PORCELAIN | LIMESTONE LOOK




White | VTL SBWH



White | 2x2  
VTL SBWH MOS22




Beige | VTL SBBE



Beige | 2x2  
VTL SBBE MOS22




Grey | VTL SBGR



Grey | 2x2  
VTL SBGR MOS22



Charcoal | VTL SBCH



Charcoal | 2x2  
VTL SBCH MOS22

SIZE	FINISH
24" x 48" x 9mm Rectified	Matte
24" x 24" x 9mm Rectified	Matte
12" x 24" x 9mm Rectified	Matte
6" x 24" x 9mm Rectified	Matte

MOSAICS & TRIM	FINISH
2" x 2" Mosaic	Matte
3" x 24" Bullnose Rectified	Matte
6" x 12" Covebase Rectified	Matte

## TECHNICAL INFORMATION



Made in USA



Stock | Ready Ship



V2 Slight Variation



DCOF ≥ 0.42

## PERFORMANCE CHARACTERISTICS

Breaking Strength	≥ 400 lbs
Chemical Resistance	Resistant
DCOF	> 0.42
Deep Scratch Resistance	N/A
Frost Resistance	Resistant
Mohs Hardness	N/A
Water Absorption	≤ 0.5%
Certifications	N/A

## TILE APPLICATION

AREA	WALL	FLOOR
Residential	•	•
Commercial	•	•
Heavy Commercial	•	
Exterior	•	

\*\* Not defined by ANSI Standards

\* Not all sizes/trims are available in all colors and finishes, scan QR code for product details.

## COMMON SEGMENTS

Corporate	Education
Government	Healthcare

## RECOMMENDED GROUT JOINT

Rectified	1/8"
Non-Rectified	3/16"






# SERENITY

FLOOR & WALL | EXTERIOR WALL | GLAZED COLOR-BODY PORCELAIN | FABRIC LOOK




White | VTL STWH



White | 2x2  
VTL STWH MOS22



Gray | VTL STGR



Gray | 2x2  
VTL STGR MOS22



Taupe | VTL STTA



Taupe | 2x2  
VTL STTA MOS22



Brown | VTL STBR



Brown | 2x2  
VTL STBR MOS22

## SIZE

12" x 24" x 9mm Rectified

6" x 24" x 9mm Rectified

## FINISH

Matte

Matte

## MOSAICS & TRIM

2" x 2" Mosaic

3" x 24" Bullnose

6" x 12" Cove Base

## FINISH

Matte

Matte

Matte

## TECHNICAL INFORMATION



Made in USA



Stock | Ready Ship



V2 Slight Variation



DCOF  $\geq 0.42$

## PERFORMANCE CHARACTERISTICS

Breaking Strength  $\geq 400$  lbs

Chemical Resistance Resistant

DCOF  $\geq 0.42$

Deep Scratch Resistance N/A

Frost Resistance Resistant

Mohs Hardness 6

Water Absorption  $\leq 0.5\%$

Certifications N/A

## TILE APPLICATION

AREA WALL FLOOR

Residential • •

Commercial • •

Heavy Commercial •

Exterior •

\*\* Not defined by ANSI Standards

\* Not all sizes/trims are available in all colors and finishes, scan QR code for product details.

## COMMON SEGMENTS

Healthcare Multi-Family

Residential Senior Living

## RECOMMENDED GROUT JOINT

Rectified 1/8"


Non-Rectified 3/16"

SERENITY | Taupe and White 12x24 and Gray 2x2 Mosaic




# SKYLINE | Neutral

WALL | GLAZED CERAMIC | SOLID LOOK




Pure | VTL SKPU




Arctic | VTL SKAR



Arctic Wavy | VTL SKAR



Lace | VTL SKLA



French Gray | VTL SKFR

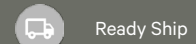


Warm Gray | VTL SKWA



SKYLINE | Lace 6x18

## TECHNICAL INFORMATION



Ready Ship



V2 Slight Variation

## RECOMMENDED GROUT JOINT

Rectified	1/8"
Non-Rectified	3/16"

## PERFORMANCE CHARACTERISTICS

Breaking Strength	≥250 lbf
Chemical Resistance	Resistant
DCOF	N/A
Deep Scratch Resistance	N/A
Frost Resistance	N/A
Mohs Hardness	3
Water Absorption	>10%
Certifications	N/A

## TILE APPLICATION

AREA	WALL	FLOOR
Residential	•	
Commercial	•	
Heavy Commercial	•	
Exterior		

\*\* Not defined by ANSI Standards

## COMMON SEGMENTS

- Corporate
- Hospitality
- Multi-Family
- Residential
- Restaurant

SIZE	FINISH	SIZE	FINISH
13" x 24" x 8mm	Gloss	3" x 12" x 7.3mm	Gloss   Matte
6" x 18" x 8mm	Gloss   Matte	3" x 12" x 7.3mm Picket	Gloss   Matte
4" x 16" x 8mm	Gloss   Matte	4" x 4" x 7mm	Gloss   Matte
4" x 10" x 7.3mm	Gloss   Matte	3" x 6" x 7mm	Gloss   Matte
4" x 10" x 7.3mm Bevel	Gloss   Matte	3" x 6" x 7mm Beveled	Gloss   Matte
4" x 10" x 7.3mm Wavy	Gloss   Matte	3" x 6" x 7mm Rev. Bevel	Gloss   Matte
6" x 6" x 8mm	Gloss   Matte	2" x 8" x 7mm	Gloss   Matte

## MOSAICS & TRIM

6" x 18" Bullnose	Gloss   Matte
6" x 6" Surface Bullnose	Gloss   Matte
6" x 6" Cove Base	Gloss   Matte
6" x 6" Bullnose Angle	Gloss   Matte
6" x 6" Cove Base Right & Left Angle	Gloss   Matte
4" x 16" Surface Bullnose	Gloss   Matte
4" x 6" Cove Base Right & Left Angle	Gloss   Matte
4" x 4" Surface Bullnose	Gloss   Matte
4" x 4" Cove Base	Gloss   Matte
4" x 4" Bullnose Angle	Gloss   Matte
4" x 4" Cove Base Right & Left Angle	Gloss   Matte
3" x 12" Surface Bullnose	Gloss   Matte
3" x 10" Surface Bullnose	Gloss   Matte
3" x 6" Cove Base	Gloss   Matte
3" x 6" Cove Base Right & Left Angle	Gloss   Matte
3/4" x 6" Bead	Gloss   Matte
3/4" x 6" Bead Out Angle	Gloss   Matte
3/4" x 3/4" Universal In Angle	Gloss   Matte
3" x 6" Surface Bullnose (3" Glazed Edge)	Gloss   Matte
3" x 6" Surface Bullnose (6" Glazed Edge)	Gloss   Matte
3" x 3" Bullnose Angle	Gloss   Matte
2" x 8" Surface Bullnose	Gloss   Matte
2" x 8" Sink Rail and 2" x 3" Angle	Gloss   Matte
2" x 6" Surface Cap	Gloss   Matte
2" x 2" Surface Cap Angle	Gloss   Matte

## FINISH

\* Not all sizes/trims are available in all colors and finishes, scan QR code for product details.





SKYLINE | Red 4x10

# SKYLINE | Bright


WALL | GLAZED CERAMIC | SOLID LOOK



Red | VTL SKPRE



Clementine | VTL SKCL




Lemon | VTL SKLE



Navy | VTL SKNA



Forest | VTL SKFO



Lime | VTL SKLI



Storm | VTL SKST



Black | VTL SKBL

SIZE	FINISH
6" x 6" x 8mm	Gloss   Matte
4" x 4" x 7mm	Gloss   Matte
3" x 6" x 7mm	Gloss   Matte

MOSAICS & TRIM	FINISH
6" x 6" Surface Bullnose	Gloss   Matte
6" x 6" Bullnose Angle	Gloss   Matte
4" x 4" Surface Bullnose	Gloss   Matte
4" x 4" Bullnose Angle	Gloss   Matte
4" x 4" Cove Base Right & Left Angle	Gloss   Matte
3" x 6" Surface Bullnose *(3" Glazed Edge)	Gloss   Matte
3" x 6" Surface Bullnose *(6" Glazed Edge)	Gloss   Matte

\* Not all sizes/trims are available in all colors and finishes, scan QR code for product details.

## TECHNICAL INFORMATION

- Ready Ship
- V2 Slight Variation

## PERFORMANCE CHARACTERISTICS

Breaking Strength	≥250 lbf
Chemical Resistance	Resistant
DCOF	N/A
Deep Scratch Resistance	N/A
Frost Resistance	N/A
Mohs Hardness	3
Water Absorption	>10%
Certifications	N/A

## TILE APPLICATION

AREA	WALL	FLOOR
Residential	•	
Commercial	•	
Heavy Commercial	•	
Exterior		

\*\* Not defined by ANSI Standards

## COMMON SEGMENTS

Corporate	Hospitality	Multi-Family
Residential	Restaurant	

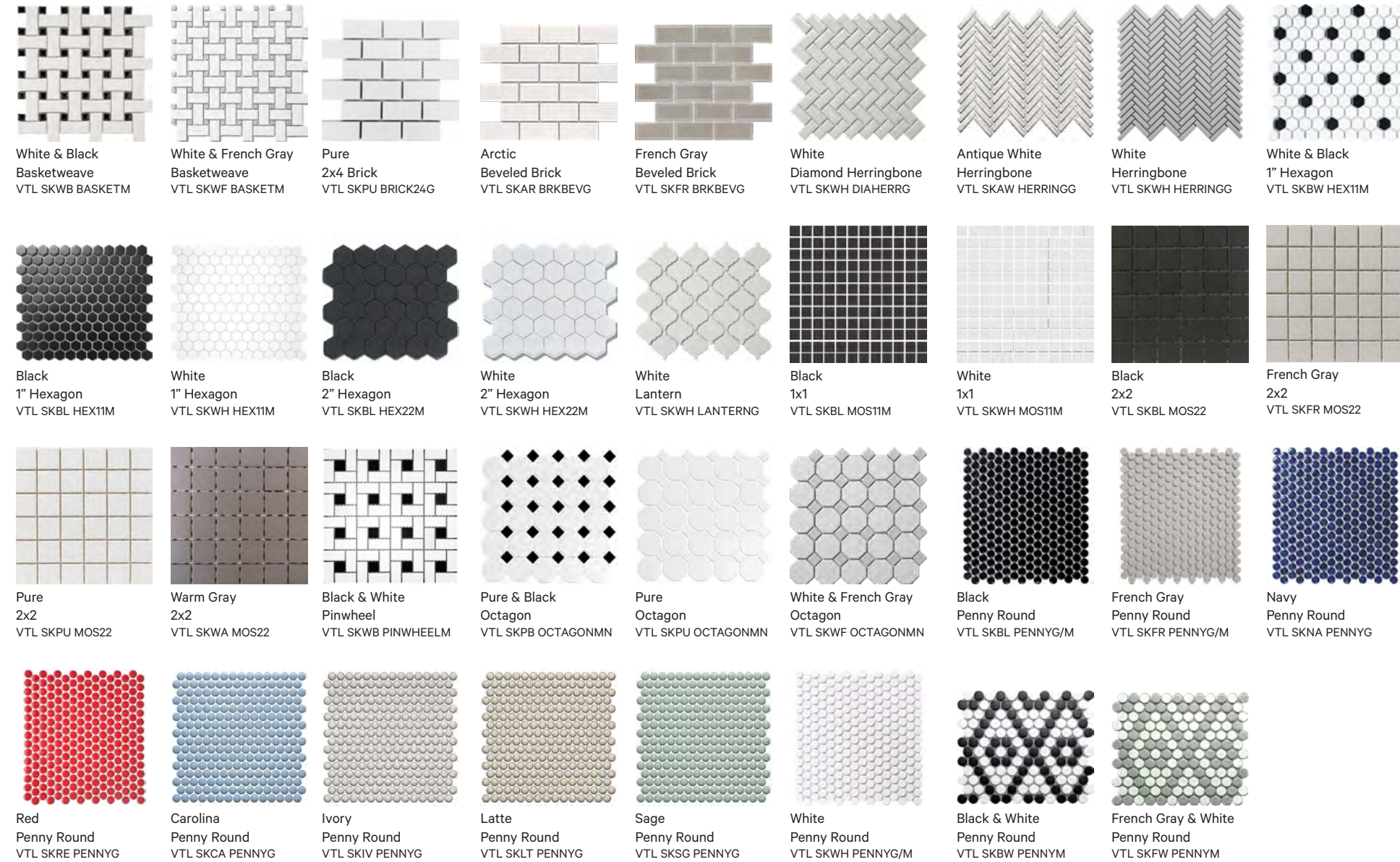
## RECOMMENDED GROUT JOINT

Rectified	1/8"
Non-Rectified	3/16"



# SKYLINE | Mosaics

FLOOR & WALL | EXTERIOR WALL | UNGLAZED THROUGH-BODY & GLAZED PORCELAIN | SOLID LOOK



SKYLINE | Black 2" Hexagon

SIZE	FINISH
12" x 12" x 6mm Basketweave Mosaic	Matte
12" x 12" x 6mm Herringbone Mosaic	Gloss
12" x 12" x 6mm Lantern Mosaic	Gloss
12" x 12" x 6mm Octagon Mosaic	Matte
12" x 12" x 6mm Penny Round Mosaic	Gloss   Matte
12" x 12" x 6mm Pinwheel Mosaic	Matte
2" x 4" x 6mm Brick Mosaic	Gloss
2" x 2" x 6mm Mosaic	Matte
2" x 2" x 6mm Hexagon Mosaic	Matte
1" x 1" x 6mm Mosaic	Matte
1" x 1" x 6mm Hexagon Mosaic	Matte

## TECHNICAL INFORMATION

- Ready Ship
- DCOF:  
Glazed Porcelain: ≤0.21 - ≤0.40  
Unglazed Through Body Porcelain: ≤0.42
- V2 Slight Variation

## PERFORMANCE CHARACTERISTICS

Finish	Gloss	Matte
Breaking Strength	>250 lbs	>250 lbs
Chemical Resistance	Resistant	Resistant
DCOF	N/A	> 0.42
Deep Scratch Resistance	N/A	N/A
Frost Resistance	N/A	N/A
Mohs Hardness	4 - 6	8
Water Absorption	<3.0%	<3.0%
Certifications	N/A	N/A

## TILE APPLICATION

AREA	WALL	FLOOR
Residential	•	•
Commercial	•	•
Heavy Commercial	•	
Exterior		

\*\* Not defined by ANSI Standards

## COMMON SEGMENTS

Corporate	Education	Healthcare
Hospitality	Multi-Family	

## RECOMMENDED GROUT JOINT

Rectified	1/8"
Non-Rectified	3/16"

\* Not all sizes/trims are available in all colors and finishes, scan QR code for product details.





# SLASH

FLOOR & WALL | EXTERIOR WALL | GLAZED PORCELAIN | WOOD LOOK



Natural | VTL SHNT



Natural Plank 3D | VTL SHNT 3DPLANK




Beige | VTL SHBG



Beige Plank 3D | VTL SHBG 3DPLANK



Medium Brown | VTL SHMB



Medium Brown Plank 3D | VTL SHMB 3DPLANK



Dark Brown | VTL SHDB



Dark Brown Plank 3D | VTL SHDB 3DPLANK



Taupe | VTL SHTP



Taupe Plank 3D | VTL SHTP 3DPLANK




Natural Chevron | VTL SHNT CHEV848R



Beige Chevron | VTL SHBG CHEV848R



Beige Chevron | VTL SHBG CHEV318




Medium Brown Chevron | VTL SHMB CHEV848R



Medium Brown Chevron | VTL SHMB CHEV318



Dark Brown Chevron | VTL SHDB CHEV848R



Taupe Chevron | VTL SHTP CHEV848R



Taupe Chevron | VTL SHTP CHEV318




Natural Arch | VTL SHNT ARCH




Beige Arch | VTL SHBG ARCH



Medium Brown Arch | VTL SHMB ARCH



Dark Brown Arch | VTL SHDB ARCH



Taupe Arch | VTL SHTP ARCH

## SIZE

12" x 48" x 20mm Textured Rectified	Bush-Hammered
24" x 24" x 20mm Textured Rectified	Bush-Hammered
8" x 48" x 9mm Rectified	Matte
8" x 48" x 9mm Arch Rectified	Matte
8" x 48" x 9mm Chevron Rectified	Matte
8" x 48" x 9mm Grip Rectified	Bush-Hammered
3" x 18" x 9mm Chevron	Matte

## FINISH

## MOSAICS & TRIM

12" x 48" Plank Decorative Rectified	Matte
8" x 48" Score Decorative Rectified	Matte
8" x 48" Plank 3D Decorative Rectified	Matte
3" x 24" Bullnose	Matte

## FINISH

## TECHNICAL INFORMATION

	Made in Italy
	Stock   Import
	V2 Slight Variation
	DCOF ≥0.42

## PERFORMANCE CHARACTERISTICS

Finish	Bush-Hammered	Matte
Breaking Strength	> 10000 N	≥ 1300N
Chemical Resistance	Resistant	Resistant
DCOF	> 0.55	> 0.42
Deep Scratch Resistance	N/A	N/A
Frost Resistance	Resistant	Resistant
Mohs Hardness	N/A	N/A
Water Absorption	≤ 0.1%	≤ 0.1%
Certifications	N/A	N/A

## TILE APPLICATION

AREA	WALL	FLOOR
Residential	•	•
Commercial	•	•
Heavy Commercial	•	
Exterior	•	

\*\* Not defined by ANSI Standards

## COMMON SEGMENTS

Hospitality	Multi-Family	Residential
Restaurant	Retail	

## RECOMMENDED GROUT JOINT

Rectified	1/8"
Non-Rectified	3/16"

\* Not all sizes/trims are available in all colors and finishes, scan QR code for product details.



SLASH | Dark Brown 8x48 Arch and Natural 8x48 3D Plank



# SONDER

FLOOR & WALL | EXTERIOR WALL | GLAZED PORCELAIN | SOLID LOOK

SIZE

3" x 12" x 8mm

FINISH

Gloss



White | VTL S1WH 312G



Gray | VTL S1GY 312G



Beige | VTL S1BG 312G



Blue | VTL S1BU 312G



Green | VTL S1GN 312G



Navy | VTL S1NV 312G



SONDER | Green 3x12 Gloss

## TECHNICAL INFORMATION



Made in USA



Ready Ship



V3 Moderate Variation



Carbon Neutral

## PERFORMANCE CHARACTERISTICS

Breaking Strength	≥ 300lbf
Chemical Resistance	Resistant
DCOF	N/A
Deep Scratch Resistance	N/A
Frost Resistance	Resistant
Mohs Hardness	N/A
Water Absorption	≤ 0.5%
Certifications	Carbon Neutral

## TILE APPLICATION

AREA	WALL	FLOOR
Residential	•	•
Commercial	•	
Heavy Commercial	•	
Exterior	•	

\*\* Not defined by ANSI Standards

\* Not all sizes/trims are available in all colors and finishes, scan QR code for product details.

## COMMON SEGMENTS

Education	Hospitality	Multi-Family
Residential	Restaurant	


## RECOMMENDED GROUT JOINT

Rectified	1/8"
Non-Rectified	3/16"



# SPOTLIGHT

FLOOR & WALL | EXTERIOR WALL | GLAZED PORCELAIN | CONCRETE LOOK



SPOTLIGHT | Wheat 24x24 and Beige 12x24 Chiseled

SIZE	FINISH
24" x 48" x 10mm Rectified	Matte
24" x 48" x 10mm Chiseled Rectified	Matte
24" x 48" x 10mm Raw Rectified	Matte
24" x 24" x 10mm Rectified	Matte
24" x 24" x 10mm Bush Hammered Rect.	Matte
12" x 24" x 10mm Rectified	Matte
12" x 24" x 10mm Bush Hammered Rect.	Matte
12" x 24" x 10mm Chiseled Rectified	Matte
12" x 12" x 10mm Rectified	Matte
12" x 12" x 10mm Bush Hammered Rect.	Matte

MOSAICS & TRIM	FINISH
2" x 2" Mosaic	Matte
2" x 2" Mosaic Bush Hammered	Matte
3" x 12" Bullnose	Matte
6" x 12" Cove Base	Matte

## TECHNICAL INFORMATION

- Made in USA
- Stock | Ready Ship
- DCOF  $\geq 0.42$
- Bureau Veritas | Greenguard LEED | Green Squared

## PERFORMANCE CHARACTERISTICS

Breaking Strength	$\geq 400$ lb/ft <sup>2</sup>
Chemical Resistance	Resistant
DCOF	$\geq 0.42$
Deep Scratch Resistance	N/A
Frost Resistance	Resistant
Mohs Hardness	N/A
Water Absorption	$\leq 0.4\%$
Certifications	Bureau Veritas   Greenguard LEED   Green Squared

## TILE APPLICATION

AREA	WALL	FLOOR
Residential	•	•
Commercial	•	•
Heavy Commercial	•	
Exterior	•	

\*\* Not defined by ANSI Standards

## COMMON SEGMENTS

Corporate	Education	Healthcare
Hospitality	Restaurant	

## RECOMMENDED GROUT JOINT

Rectified	1/8"
Non-Rectified	3/16"


\* Not all sizes/trims are available in all colors and finishes, scan QR code for product details.





# SPOTLIGHT | Gloss

FLOOR & WALL | EXTERIOR WALL | GLAZED PORCELAIN | CONCRETE LOOK



SIZE	FINISH
6" x 24" x 8mm Glossy	Gloss
3" x 12" x 8mm Glossy	Gloss

MOSAICS & TRIM	FINISH
6" x 24" Bullnose Glossy	Gloss

SPOTLIGHT | Aqua 3x12

## TECHNICAL INFORMATION

- Made in USA
- Stock | Ready Ship
- DCOF ≥0.42
- Bureau Veritas | Greenguard LEED | Green Squared

## PERFORMANCE CHARACTERISTICS

Breaking Strength	≥400 lb/ft <sup>2</sup>
Chemical Resistance	Resistant
DCOF	≥0.42
Deep Scratch Resistance	N/A
Frost Resistance	Resistant
Mohs Hardness	N/A
Water Absorption	≤0.4%
Certifications	Bureau Veritas   Greenguard LEED   Green Squared

## TILE APPLICATION

AREA	WALL	FLOOR
Residential	•	•
Commercial	•	•
Heavy Commercial	•	
Exterior	•	

\*\* Not defined by ANSI Standards

\* Not all sizes/trims are available in all colors and finishes, scan QR code for product details.

## COMMON SEGMENTS

Corporate	Education	Healthcare
Hospitality	Restaurant	

## RECOMMENDED GROUT JOINT

Rectified	1/8"
Non-Rectified	3/16"






STARLING | Calacatta 24x48 Matte

# STARLING

FLOOR & WALL | EXTERIOR WALL | GLAZED COLOR-BODY PORCELAIN | MARBLE LOOK



Dolomite | VTL SRDO



Dolomite | Hexagon  
VTL SRDO HEX/P




Dolomite | Herringbone  
VTL SRDO HERRING/P



Dolomite | 3x12  
VTL SRDO 312R/P



Calacatta | VTL SRCA



Calacatta | Hexagon  
VTL SRCA HEX/P



Calacatta | Herringbone  
VTL SRCA HERRING/P



Calacatta | 3x12  
VTL SRCA 312R/P



Light Grey | VTL SRLG



Light Grey | Hexagon  
VTL SRLG HEX/P




Light Grey | Herringbone  
VTL SRLG HERRING/P



Light Grey | 3x12  
VTL SRLG 312R/P



Silver Grey | VTL SRSG



Silver Grey | Hexagon  
VTL SRSG HEX/P



Silver Grey | Herringbone  
VTL SRSG HERRING/P



Silver Grey | 3x12  
VTL SRSG 312R/P

## TECHNICAL INFORMATION

	Made in USA
	Stock   Ready Ship
	V3 Moderate Variation
	DCOF $\geq 0.42$
	Greenguard   Bureau Veritas NSF EPD

## PERFORMANCE CHARACTERISTICS

Breaking Strength	$\geq 400$ lb/ft <sup>2</sup>
Chemical Resistance	Resistant
DCOF	$\geq 0.42$
Deep Scratch Resistance	N/A
Frost Resistance	Resistant
Mohs Hardness	$\geq 7$
Water Absorption	$\leq 0.4\%$
Certifications	Greenguard   Bureau Veritas NSF EPD

## TILE APPLICATION

AREA	WALL	FLOOR
Residential	•	•
Commercial	•	•
Heavy Commercial	•	
Exterior	•	

\*\* Not defined by ANSI Standards

\*Not all sizes/trims are available in all colors and finishes, scan QR code for product details.

## SIZE

24" x 48" x 8mm Rectified
24" x 24" x 8mm Rectified
3" x 12" x 8mm Rectified

## FINISH

Matte   Polished
Matte   Polished
Matte   Polished

## MOSAICS & TRIM

12" x 15" Herringbone Mosaic Rectified	Matte   Polished
11" x 12" Hexagon Mosaic Rectified	Matte   Polished
3" x 24" Bullnose Rectified	Matte   Polished
6" x 12" Cove Base Rectified	Matte

## FINISH

## COMMON SEGMENTS

Corporate	Education	Healthcare
Hospitality	Multi-Family	

## RECOMMENDED GROUT JOINT

Rectified	1/8"
Non-Rectified	3/16"






STUDIO | Sky 2x6

# STUDIO


WALL | GLAZED CERAMIC | SOLID LOOK




White | VTL SDWH



Seashell | VTL SDSE



Fog | VTL SDFO



French Gray | VTL SDFG



Mint | VTL SDMI



Dove Gray | VTL SDDG



Sky | VTL SDSL



Concrete | VTL SDCO



Anthracite | VTL SDAN

SIZE	FINISH
8" x 24" x 9mm	Gloss
8" x 16" x 8mm	Gloss
6" x 6" x 7mm	Gloss
4" x 16" x 8mm	Gloss   Matte
4" x 12" x 8mm	Gloss
4" x 12" x 9mm Beveled	Gloss
3" x 6" x 7mm	Gloss   Matte
3" x 6" x 7mm Beveled	Gloss
2" x 12" x 9mm	Gloss   Matte

MOSAICS & TRIM	FINISH
2" x 8" Bullnose	Gloss   Matte
2" x 6" Bullnose	Gloss   Matte
1/3" x 12" Quarter Round	Gloss   Matte

## TECHNICAL INFORMATION

- Made in Turkey
- Stock | Ready Ship
- V1 Uniform Appearance

## PERFORMANCE CHARACTERISTICS

Breaking Strength	> 230 lbf
Chemical Resistance	Class B
DCOF	N/A
Deep Scratch Resistance	N/A
Frost Resistance	Not Resistant
Mohs Hardness	2
Water Absorption	10-18%
Certifications	N/A

## TILE APPLICATION

AREA	WALL	FLOOR
Residential	•	
Commercial	•	
Heavy Commercial	•	
Exterior		

\*\* Not defined by ANSI Standards

\* Not all sizes/trims are available in all colors and finishes, scan QR code for product details.

## COMMON SEGMENTS

Corporate	Hospitality	Multi-Family
Restaurant	Retail	

## RECOMMENDED GROUT JOINT

Rectified	1/8"
Non-Rectified	3/16"



# STUDIO | Mosaics

FLOOR & WALL | EXTERIOR WALL | GLAZED & UNGLAZED PORCELAIN | SOLID LOOK



STUDIO | White Penny Round and Sky 4x12

SIZE	FINISH
2" x 6" Brick Mosaic	Gloss   Matte
8" x 16" Herringbone Mosaic	Gloss   Matte
2" x 2" Mosaic	Matte
2" x 2" Hexagon Mosaic	Matte
1" x 1" Hexagon Mosaic	Matte
Penny Round Mosaic	Gloss   Matte

## TECHNICAL INFORMATION

- Stock | Ready Ship
- V1 Uniform Appearance
- DCOF <0.42

## PERFORMANCE CHARACTERISTICS

Breaking Strength	>275 lbf
Chemical Resistance	Class A
DCOF	<0.42
Deep Scratch Resistance	N/A
Frost Resistance	Resistant
Mohs Hardness	5
Water Absorption	<0.5%
Certifications	N/A

## TILE APPLICATION

AREA	WALL	FLOOR
Residential	•	•
Commercial	•	
Heavy Commercial	•	
Exterior		

\*\* Not defined by ANSI Standards

## COMMON SEGMENTS

Corporate	Hospitality	Multi-Family
Restaurant	Retail	

## RECOMMENDED GROUT JOINT

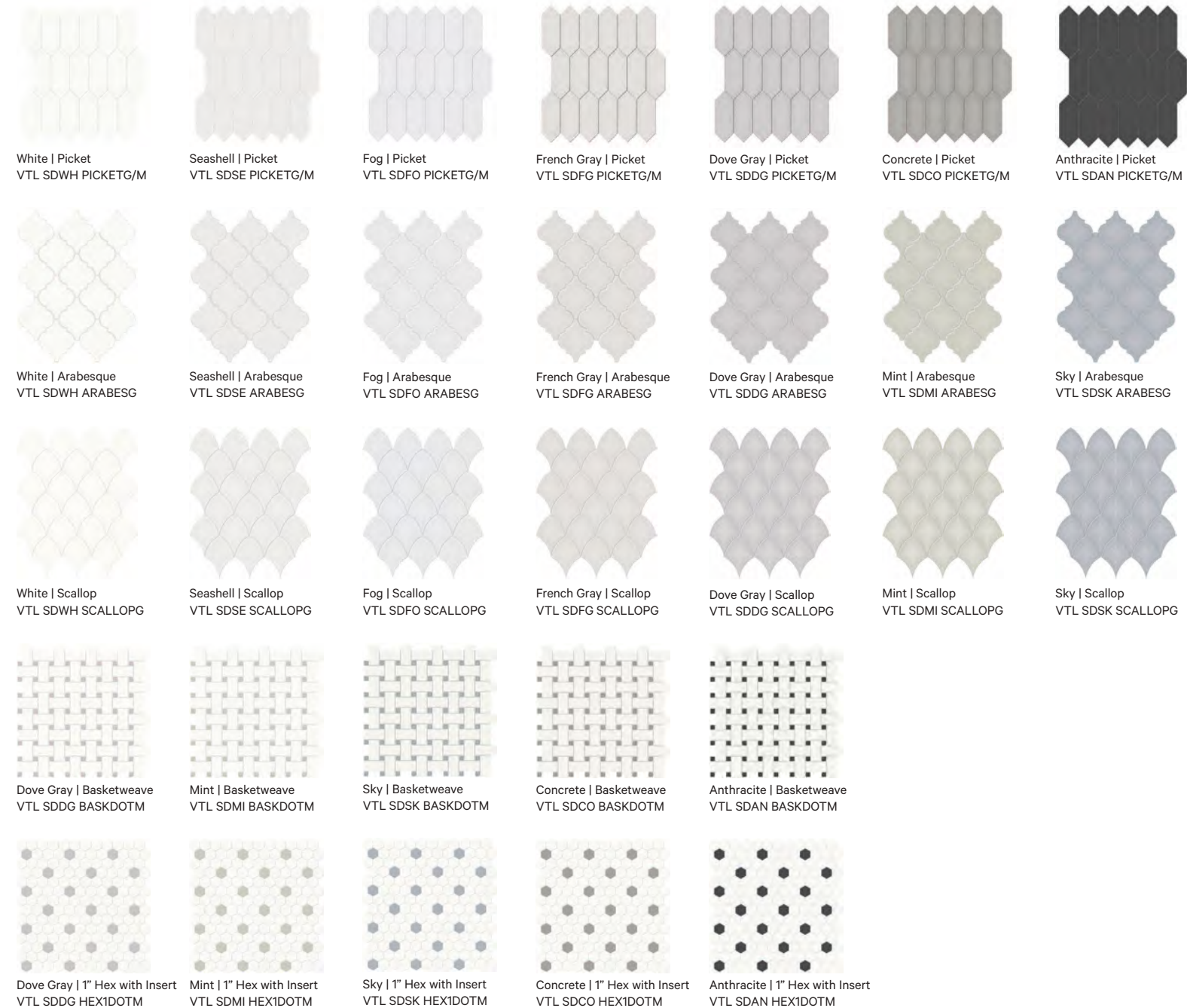
Rectified	1/8"
Non-Rectified	3/16"

\* Not all sizes/trims are available in all colors and finishes, scan QR code for product details.



# STUDIO | Mosaics

FLOOR & WALL | EXTERIOR WALL | GLAZED PORCELAIN | SOLID LOOK



SIZE	FINISH
2" x 5" Picket Mosaic	Gloss   Matte
10" x 13" Beveled Arabesque Mosaic	Gloss
11" x 13" Scallop Mosaic	Gloss
1" x 1" Hexagon with Insert Mosaic	Matte
Basketweave Mosaic	Matte



## TECHNICAL INFORMATION

- Stock | Ready Ship
- V1 Uniform Appearance
- DCOF <0.42

## PERFORMANCE CHARACTERISTICS

Breaking Strength	>275 lbf
Chemical Resistance	Class A
DCOF	<0.42
Deep Scratch Resistance	N/A
Frost Resistance	Resistant
Mohs Hardness	5
Water Absorption	<0.5%
Certifications	N/A

## TILE APPLICATION

AREA	WALL	FLOOR
Residential	•	•
Commercial	•	
Heavy Commercial	•	
Exterior		

\*\* Not defined by ANSI Standards

\* Not all sizes/trims are available in all colors and finishes, scan QR code for product details.

## COMMON SEGMENTS

Corporate	Hospitality	Multi-Family
Restaurant	Retail	

## RECOMMENDED GROUT JOINT

Rectified	1/8"
Non-Rectified	3/16"



# STUDIO | Blends


FLOOR & WALL | EXTERIOR WALL | GLAZED PORCELAIN | SOLID LOOK



Mint Mix | Diamond Pattern  
VTL SDMX DIAMONDM




Mint Mix | Hexagon Pattern  
VTL SDMX HEXAGONM



Mint Mix | Chain Pattern  
VTL SDMX CHAINM




Mint Mix | Cubic  
VTL SDMX CUBICM




Mint Mix | Plaid Pattern  
VTL SDMX PLAIDN




Light Gray Mix | Diamond Pattern  
VTL SDGX DIAMONDM




Light Gray Mix | Hexagon Pattern  
VTL SDGX HEXAGONM



Light Gray Mix | Chain Pattern  
VTL SDGX CHAINM



Light Gray Mix | Cubic  
VTL SDGX CUBICM



Light Gray Mix | Plaid Pattern  
VTL SDGX PLAIDN



Light Sky Mix | Diamond Pattern  
VTL SDSM DIAMONDM




Light Sky Mix | Hexagon Pattern  
VTL SDSM HEXAGONM



Light Sky Mix | Chain Pattern  
VTL SDSM CHAINM



Light Sky Mix | Cubic  
VTL SDSM CUBICM



Light Sky Mix | Plaid Pattern  
VTL SDSM PLAIDN



Dark Gray Mix | Diamond Pattern  
VTL SDDM DIAMONDM




Dark Gray Mix | Hexagon Pattern  
VTL SDDM HEXAGONM



Dark Gray Mix | Chain Pattern  
VTL SDDM CHAINM



Dark Gray Mix | Cubic  
VTL SDDM CUBICM



Dark Gray Mix | Plaid Pattern  
VTL SDDM PLAIDN



Dark Sky Mix | Diamond Pattern  
VTL SDDX DIAMONDM




Dark Sky Mix | Hexagon Pattern  
VTL SDDX HEXAGONM



Dark Sky Mix | Chain Pattern  
VTL SDDX CHAINM



Dark Sky Mix | Cubic  
VTL SDDX CUBICM



Dark Sky Mix | Plaid Pattern  
VTL SDDX PLAIDN



STUDIO | Light Sky Mix Chain Pattern

SIZE	FINISH
Plaid Pattern Mosaic	Gloss   Matte
Chain Pattern Mosaic	Gloss   Matte
Cubic Pattern Mosaic	Matte
Hexagon Pattern Mosaic	Matte
1" x 1" Hexagon Mosaic	Matte
Diamond Pattern Mosaic	Gloss   Matte

## COLOR BLENDS

Dark Gray Mix	White   Dove Gray   Anthracite
Dark Sky Mix	White   Sky   Anthracite
Light Gray Mix	White   French Gray   Concrete
Light Sky Mix	White   Fog   Sky
Mint Mix	White   Seashell   Mint

## TECHNICAL INFORMATION

- Stock | Ready Ship
- V1 Uniform Appearance
- DCOF <0.42

## PERFORMANCE CHARACTERISTICS

Breaking Strength	>275 lbf
Chemical Resistance	Class A
DCOF	<0.42
Deep Scratch Resistance	N/A
Frost Resistance	Resistant
Mohs Hardness	6
Water Absorption	<0.5%
Certifications	N/A

## TILE APPLICATION

AREA	WALL	FLOOR
Residential	•	•
Commercial	•	•
Heavy Commercial	•	
Exterior		

\*\* Not defined by ANSI Standards

## COMMON SEGMENTS

Corporate	Hospitality	Multi-Family
Restaurant	Retail	

## RECOMMENDED GROUT JOINT

Rectified	1/8"
Non-Rectified	3/16"

\* Not all sizes/trims are available in all colors and finishes, scan QR code for product details.





SWINDON | Bath & York 12x24

# SWINDON

FLOOR & WALL | GLAZED COLOR-BODY PORCELAIN | CONCRETE LOOK




York | VTL SWYO




York | 2x2  
VTL SWYO MOS22




Ely | VTL SWEL



Ely | 2x2  
VTL SWEL MOS22




Bath | VTL SWBA



Bath | 2x2  
VTL SWBA MOS22



Birmingham | VTL SWBI



Birmingham | 2x2  
VTL SWBI MOS22

SIZE	FINISH
24" x 48" x 8.2mm Rectified	Matte
32" x 32" x 11.5mm Rectified	Matte
24" x 24" x 9.3mm Rectified	Matte
12" x 24" x 8.4mm Rectified	Matte

MOSAICS & TRIM	FINISH
2" x 2" Mosaic	Matte
3" x 24" Bullnose Rectified	Matte

## TECHNICAL INFORMATION



Made in Turkey



Stock | Ready Ship



V3 Moderate Variation



DCOF  $\geq 0.55$



Greenguard

## PERFORMANCE CHARACTERISTICS

Breaking Strength  $\geq 2000N$

Chemical Resistance N/A

DCOF  $\geq 0.55$

Deep Scratch Resistance N/A

Frost Resistance Resistant

Mohs Hardness N/A

Water Absorption N/A

Certifications Greenguard

## TILE APPLICATION

AREA	WALL	FLOOR
Residential	•	•
Commercial	•	•
Heavy Commercial	•	
Exterior		

\*\* Not defined by ANSI Standards

\* Not all sizes/trims are available in all colors and finishes, scan QR code for product details.

## COMMON SEGMENTS

Corporate	Hospitality	Multi-Family
Residential	Restaurant	

## RECOMMENDED GROUT JOINT

Rectified	1/8"
Non-Rectified	3/16"






TALLULAH | Snow 16x32 Whittle

# TALLULAH

WALL | GLAZED CERAMIC | SOLID LOOK



Snow | VTL TASN 1632



Oyster Matte | VTL TAOY 1632M



Snow Whittle | VTL TASN WHITTLEM




Snow Coastline | VTL TASN COASTLINM



Oyster Coastline | VTL TAOY COASTLINM



Snow Crystal | VTL TASN CRYSTALM



Snow Matte | VTL TASN 1222M



Snow Tide | VTL TASN TIDE1222M



Snow Trail | VTL TASN TRAILM

SIZE	FINISH
16" x 32" x 8.5mm	Gloss   Matte
16" x 32" x 10mm Coastline Deco	Matte
16" x 32" x 10mm Crystal Decorative	Matte
16" x 32" x 10mm Whittle Decorative	Matte
12" x 22" x 9.5mm	Matte
12" x 22" x 9.5mm Tide Decorative	Matte
12" x 22" x 9.5mm Trail Decorative	Matte

MOSAICS & TRIM	FINISH
3/8" x 8" Edge	Matte

## TECHNICAL INFORMATION

- Made in Italy
- Stock | Import
- V1 Uniform Appearance
- LEED | PEF

## PERFORMANCE CHARACTERISTICS

Breaking Strength	≥600 N
Chemical Resistance	A
DCOF	N/A
Deep Scratch Resistance	N/A
Frost Resistance	N/A
Mohs Hardness	N/A
Water Absorption	10%<EV≤20%
Certifications	LEED   PEF

## TILE APPLICATION

AREA	WALL	FLOOR
Residential	•	
Commercial	•	
Heavy Commercial	•	
Exterior		

\*\* Not defined by ANSI Standards

\* Not all sizes/trims are available in all colors and finishes, scan QR code for product details.

## COMMON SEGMENTS

Healthcare	Education	Multi-Family
Residential	Senior Living	

## RECOMMENDED GROUT JOINT

Rectified	1/8"
Non-Rectified	3/16"



# TEMPO | Neutrals

FLOOR & WALL | POOLS | GLASS | SOLID LOOK



TEMPO | Black & White Oval Mosaic



## MOSAIC FINISH

2" x 2" x 6mm Hexagon Mosaic	Matte
2" x 2" x 6mm Circle Mosaic	Matte
2" x 2" x 6mm Presto Mosaic	Matte
1" x 4" x 6mm Oval Mosaic	Matte
.625" x 2.25" x 6mm Chevron Mosaic	Matte
.5" x 2" x 6mm Lento Mosaic	Matte

### TECHNICAL INFORMATION

- Ready Ship
- V1 Uniform Appearance
- DCOF ≥ 0.42

### PERFORMANCE CHARACTERISTICS

Breaking Strength	519 - 524 lbf
Chemical Resistance	Class A
DCOF	≥ 0.42
Deep Scratch Resistance	N/A
Frost Resistance	Resistant
Mohs Hardness	N/A
Water Absorption	0
Certifications	N/A

### TILE APPLICATION

AREA	WALL	FLOOR
Residential	•	•
Commercial	•	•
Heavy Commercial	•	
Exterior		

\*\* Not defined by ANSI Standards

### COMMON SEGMENTS

Education	Healthcare	Multi-Family
Retail	Senior Living	

### RECOMMENDED GROUT JOINT

Rectified	1/8"
Non-Rectified	3/16"

\* Not all sizes/trims are available in all colors and finishes, scan QR code for product details.




# TEMPO | Colors

FLOOR & WALL | POOLS | GLASS | SOLID LOOK



TEMPO | Blue Gray Chevron Mosaic



## MOSAIC FINISH

2" x 2" x 6mm Hexagon Mosaic	Matte
2" x 2" x 6mm Circle Mosaic	Matte
2" x 2" x 6mm Presto Mosaic	Matte
1" x 4" x 6mm Oval Mosaic	Matte
.625" x 2.25" x 6mm Chevron Mosaic	Matte
.5" x 2" x 6mm Lento Mosaic	Matte

### TECHNICAL INFORMATION

- Ready Ship
- V1 Uniform Appearance
- DCOF ≥ 0.42

### PERFORMANCE CHARACTERISTICS

Breaking Strength	519 - 524 lbf
Chemical Resistance	Class A
DCOF	≥ 0.42
Deep Scratch Resistance	N/A
Frost Resistance	Resistant
Mohs Hardness	N/A
Water Absorption	0
Certifications	N/A

### TILE APPLICATION

AREA	WALL	FLOOR
Residential	•	•
Commercial	•	•
Heavy Commercial	•	
Exterior		

\*\* Not defined by ANSI Standards

### COMMON SEGMENTS

Education	Healthcare	Multi-Family
Retail	Senior Living	

### RECOMMENDED GROUT JOINT

Rectified	1/8"
Non-Rectified	3/16"


\* Not all sizes/trims are available in all colors and finishes, scan QR code for product details.





# THAMES

FLOOR & WALL | GLAZED CERAMIC | SOLID LOOK



White Glossy | VTL TMWH | G



White Matte | VTL TMWH | M



Beige | VTL TMBE



Taupe | VTL TMTP



Light Gray | VTL TMLG



Medium Gray | VTL TMMG



Blue | VTL TMBL

SIZE	FINISH
3" x 12" x 9.5mm	Gloss
3" x 12" x 9.5mm   White Only	Matte
3" x 6" x 9.5mm	Gloss
3" x 6" x 9.5mm   White Only	Matte

MOSAICS & TRIM	FINISH
0.354" x 12" Quarter Round	Gloss
0.354" x 12" Quarter Round   White Only	Matte

## TECHNICAL INFORMATION

- Made in Turkey
- Stock
- V1 Uniform Appearance

## PERFORMANCE CHARACTERISTICS

Breaking Strength	> 1200
Chemical Resistance	N/A
DCOF	N/A
Deep Scratch Resistance	N/A
Frost Resistance	Not Resistant
Mohs Hardness	N/A
Water Absorption	N/A
Certifications	N/A

## TILE APPLICATION

AREA	WALL	FLOOR
Residential	•	•
Commercial	•	
Heavy Commercial	•	
Exterior		

\*\* Not defined by ANSI Standards

## COMMON SEGMENTS

Corporate	Hospitality	Multi-Family
Religious	Restaurant	

## RECOMMENDED GROUT JOINT

Rectified	1/8"
Non-Rectified	3/16"

\* Not all sizes/trims are available in all colors and finishes, scan QR code for product details.



THAMES | White Glossy 3x12



# THIS OR THAT

WALL | GLAZED CERAMIC | DIMENSIONAL



White | 4x5 Hexagon  
VTL TTWH HEX44



White | 6x6  
VTL TTWH 66



Ivory | 4x5 Hexagon  
VTL TTIV HEX44




Ivory | 6x6  
VTL TTIV 66



Green | 4x5 Hexagon  
VTL TTGR HEX44



Green | 6x6  
VTL TTGR 66



Red | 4x5 Hexagon  
VTL TTRD HEX44



Red | 6x6  
VTL TTRD 66



Blue | 4x5 Hexagon  
VTL TTBL HEX44



Blue | 6x6  
VTL TTBL 66

SIZE	FINISH
6" x 6" x 7.75mm	Matte
Five unique patterns that are pre-boxed in a random assortment.	
4" x 5" x 7.75 Hexagon	Matte
Four unique patterns that are pre-boxed in a random assortment.	

MOSAICS & TRIM	FINISH
1" x 12" Jolly	Matte

## TECHNICAL INFORMATION

- Made in USA
- Ready Ship
- V1 Uniform Appearance

## PERFORMANCE CHARACTERISTICS

Breaking Strength	120-230lbs
Chemical Resistance	Resistant
DCOF	N/A
Deep Scratch Resistance	N/A
Frost Resistance	N/A
Mohs Hardness	N/A
Water Absorption	< 20%
Certifications	N/A

## TILE APPLICATION

AREA	WALL	FLOOR
Residential	•	
Commercial	•	
Heavy Commercial	•	
Exterior		
** Not defined by ANSI Standards		

## COMMON SEGMENTS

Corporate	Hospitality	Multi-Family
Residential	Restaurant	

## RECOMMENDED GROUT JOINT

Rectified	1/8"
Non-Rectified	3/16"

\* Not all sizes/trims are available in all colors and finishes, scan QR code for product details.




THIS OR THAT | Green Hex and Ivory 6x6



# TREMAINE

FLOOR & WALL | EXTERIOR WALL | GLAZED PORCELAIN | MARBLE LOOK



White | VTL TRWH



White | 2x2  
VTL TRWH MOS22M/P



White | 9x11 Hexagon  
VTL TRWH HEXM/P



Pearl | VTL TRPE




Pearl | 2x2  
VTL TRPE MOS22M/P



Pearl | 9x11 Hexagon  
VTL TRPE HEXM/P



Ivory | VTL TRIV



Ivory | 2x2  
VTL TRIV MOS22M/P



Ivory | 9x11 Hexagon  
VTL TRIV HEXM/P



Gray | VTL TRGR



Gray | 2x2  
VTL TRGR MOS22M/P




Gray | 9x11 Hexagon  
VTL TRGR HEXM/P



Black | VTL TRBL



Black | 2x2  
VTL TRBL MOS22M/P



Black | 9x11 Hexagon  
VTL TRBL HEXM/P

SIZE	FINISH
24" x 48" x 8mm Rectified	Matte   Polished
24" x 24" x 8mm	Matte   Polished
12" x 24" 8mm	Matte   Polished
8" x 24" x 8mm Rectified	Polished

MOSAICS & TRIM	FINISH
9" x 11" Hexagon Mosaic	Matte   Polished
2" x 2" Mosaic	Matte   Polished
3" x 12" Bullnose	Matte   Polished

## TECHNICAL INFORMATION

	Made in USA
	Ready Ship
	V3 Moderate Variation
	DCOF ≥ 0.42
	Greenguard   Bureau Veritas   NSF EPD

## PERFORMANCE CHARACTERISTICS

Breaking Strength	≥ 400 lb/ft <sup>2</sup>
Chemical Resistance	Resistant
DCOF	≥ 0.42
Deep Scratch Resistance	N/A
Frost Resistance	Resistant
Mohs Hardness	N/A
Water Absorption	≤ 0.4%
Certifications	Greenguard   Bureau Veritas NSF EPD

## TILE APPLICATION

AREA	WALL	FLOOR
Residential	•	•
Commercial	•	•
Heavy Commercial	•	
Exterior	•	

\*\* Not defined by ANSI Standards

## COMMON SEGMENTS

Education	Healthcare	Multi-Family
Retail	Senior Living	

## RECOMMENDED GROUT JOINT

Rectified	1/8"
Non-Rectified	3/16"

\* Not all sizes/trims are available in all colors and finishes, scan QR code for product details.



TREMAINE | Ivory 24x48

# VELLUM

WALL | GLAZED PORCELAIN | HANDMADE LOOK



White | VTL VLWH



Beige | VTL VLBE



Gray | VTL VLGR



Blue | VTL VLBL



White | 3x8 Binding  
VTL VLWH BIND38



Beige | 3x8 Binding  
VTL VLBE BIND38



Gray | 3x8 Binding  
VTL VLGR BIND38



Blue | 3x8 Binding  
VTL VLBL BIND38



White | 6x6 Bloom  
VTL VLWH BLOOM66



Beige | 6x6 Bloom  
VTL VLBE BLOOM66



Gray | 6x6 Bloom  
VTL VLGR BLOOM66



Blue | 6x6 Bloom  
VTL VLBL BLOOM66



White | 2x6 Bud  
VTL VLWH BUD26



Beige | 2x6 Bud  
VTL VLBE BUD26




Gray | 2x6 Bud  
VTL VLGR BUD26



Blue | 2x6 Bud  
VTL VLBL BUD26

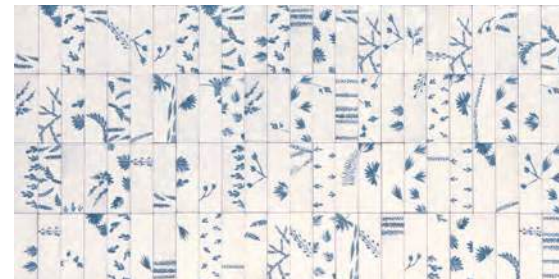
## VARIATIONS | Shown in White



Binding Decorative | Shown in White | VTL VLWH BIND38



Bloom Decorative | Shown in White | VTL VLWH BLOOM66  
Designs randomly packaged



Bud Decorative | Shown in White | VTL VLWH BUD26  
Designs randomly packaged



VELLUM | Beige 3x8 and Blue 3x8 Binding

SIZE	FINISH
6" x 6" x 9.5mm	Gloss
3" x 8" x 9.5mm	Gloss
2" x 6" x 9.5mm	Gloss

DECOS & TRIM	FINISH
6" x 6" Bloom Decorative	Gloss
3" x 8" Binding Decorative	Gloss
2" x 6" Bud Decorative	Gloss

## TECHNICAL INFORMATION

	Made in Italy
	Ready Ship
	V2 Slight Variation

## PERFORMANCE CHARACTERISTICS

Breaking Strength	> 275 lbs
Chemical Resistance	Resistant
DCOF	N/A
Deep Scratch Resistance	N/A
Frost Resistance	N/A
Mohs Hardness	N/A
Water Absorption	< 0.5%
Certifications	N/A

## TILE APPLICATION

AREA	WALL	FLOOR
Residential	•	
Commercial	•	
Heavy Commercial	•	
Exterior		
** Not defined by ANSI Standards		

## COMMON SEGMENTS

Corporate	Hospitality	Multi-Family
Restaurant	Retail	

## RECOMMENDED GROUT JOINT

Rectified	1/8"
Non-Rectified	3/16"

\* Not all sizes/trims are available in all colors and finishes, scan QR code for product details.



# VIBES

WALL | GLAZED CERAMIC | SOLID LOOK



White Glossy | VTL VBWH | G



White Matte | VTL VBWH | M



Beige Glossy | VTL VBBG | G



Pink Glossy | VTL VBPN | G



Gray Glossy | VTL VBGR | G



Steel Glossy | VTL VBST | G



Navy Glossy | VTL VBNV | G



Black Matte | VTL VBBL | M

## MOSAICS



White Glossy | 3" Hexagon  
VTL VBWH MOSHEXG



White Matte | 3" Hexagon  
VTL VBWH MOSHEXM




Beige Glossy | 3" Hexagon  
VTL VBBG MOSHEXG




Pink Glossy | 3" Hexagon  
VTL VBPN MOSHEXG



Gray Glossy | 3" Hexagon  
VTL VBGR MOSHEXG



Steel Glossy | 3" Hexagon  
VTL VBST MOSHEXG



Navy Glossy | 3" Hexagon  
VTL VBNV MOSHEXG



Black Matte | 3" Hexagon  
VTL VBBL MOSHEXM



VIBES | White, Steel and Gray 2x20

SIZE	FINISH
2" x 20" x 9.53mm	Gloss   Matte
2" x 10" x 7.94mm	Gloss   Matte

MOSAIC & TRIM	FINISH
3" x 3" Hexagon Mosaic	Gloss   Matte
1/2" x 10" Jolly	Gloss   Matte

### TECHNICAL INFORMATION

- Made in Spain
- Ready Ship
- V1 Uniform Appearance

### PERFORMANCE CHARACTERISTICS

Breaking Strength	120-130lbs
Chemical Resistance	Resistant
DCOF	N/A
Deep Scratch Resistance	N/A
Frost Resistance	Not Resistant
Mohs Hardness	4 - 6
Water Absorption	< 20%
Certifications	N/A

### TILE APPLICATION

AREA	WALL	FLOOR
Residential	•	
Commercial	•	
Heavy Commercial	•	
Exterior		
** Not defined by ANSI Standards		

\* Not all sizes/trims are available in all colors and finishes, scan QR code for product details.

### COMMON SEGMENTS

Automotive	Corporate
Multi-Family	Residential



### RECOMMENDED GROUT JOINT

Rectified	1/8"
Non-Rectified	3/16"



# VIVID

WALL | GLAZED CERAMIC | SOLID LOOK



SIZE	FINISH
6" x 6" x 9mm	Gloss
4" x 4" x 9mm	Gloss
4" x 4" x 9mm Decorative	Gloss
3" x 6" x 9mm	Gloss

MOSAICS & TRIM	FINISH
1" x 6" Surface Bullnose	Gloss
1" x 6" Concave & Convex Quarter Round	Gloss
1" x 6" Semi Round Bullnose	Gloss
1" x 4" Surface Bullnose	Gloss
1" x 4" Concave & Convex Quarter Round	Gloss
1" x 4" Semi Round Bullnose	Gloss
1" x 1" Concave & Convex Quarter Round	Gloss

## TECHNICAL INFORMATION

- Made in Portugal
- Import
- V2 Slight Variation

## PERFORMANCE CHARACTERISTICS

Breaking Strength	≥ 13 N/mm <sup>2</sup>
Chemical Resistance	A-LA
DCOF	N/A
Deep Scratch Resistance	N/A
Frost Resistance	N/A
Mohs Hardness	N/A
Water Absorption	0.15
Certifications	N/A

## TILE APPLICATION

AREA	WALL	FLOOR
Residential	•	
Commercial	•	
Heavy Commercial	•	
Exterior		

\*\* Not defined by ANSI Standards

## COMMON SEGMENTS

Education	Hospitality	Multi=Family
Restaurant	Retail	

## RECOMMENDED GROUT JOINT

Rectified	1/8"
Non-Rectified	3/16"

\* Not all sizes/trims are available in all colors and finishes, scan QR code for product details.





# WATSON

FLOOR & WALL | EXTERIOR WALL | GLAZED COLOR-BODY PORCELAIN | LIMESTONE LOOK



Cream | VTL WTCR



Cream | 2x2  
VTL WTCR MOS22



Beige | VTL WTBE



Beige | 2x2  
VTL WTBE MOS22




Silver | VTL WTSI



Silver | 2x2  
VTL WTSI MOS22




Bronze | VTL WTBZ



Bronze | 2x2  
VTL WTBZ MOS22



Steel | VTL WTST



Steel | 2x2  
VTL WTST MOS22

SIZE	FINISH
24" x 48" x 8mm Rectified	Matte
24" x 24" x 8mm Rectified	Matte
12" x 24" x 8mm Rectified	Matte
12" x 12" x 8mm Rectified	Matte

MOSAICS & TRIM	FINISH
2" x 2" Mosaic Rectified	Matte
3" x 12" Bullnose Rectified	Matte
6" x 12" Cove Base Rectified	Matte

## TECHNICAL INFORMATION



Made in USA



Stock | Ready Ship



V2 Slight Variation



DCOF ≥0.42



Greenguard | Bureau Veritas  
NSF EPD

## PERFORMANCE CHARACTERISTICS

Breaking Strength	≥400 lb/ft <sup>2</sup>
Chemical Resistance	Resistant
DCOF	≥0.42
Deep Scratch Resistance	N/A
Frost Resistance	Resistant
Mohs Hardness	≥ 7
Water Absorption	≤0.4%
Certifications	Greenguard   Bureau Veritas   NSF EPD

## TILE APPLICATION

AREA	WALL	FLOOR
Residential	•	•
Commercial	•	•
Heavy Commercial	•	
Exterior	•	

\*\* Not defined by ANSI Standards

\*Not all sizes/trims are available in all colors and finishes, scan QR code for product details.

## COMMON SEGMENTS

Corporate	Education	Government
Healthcare	Senior Living	

## RECOMMENDED GROUT JOINT

Rectified	1/8"
Non-Rectified	3/16"



WATSON | Cream 24x48 | Steel 24x48 and 2x2 Mosaic



# WOVEN

FLOOR & WALL | GLAZED COLOR-BODY PORCELAIN | FABRIC LOOK




White | VTL WOWH




Beige | VTL WOBE




Gray | VTL WOGR




White | 2x2  
VTL WOWH MOS22N



White | Straight Stacked  
VTL WOWH MOS16SN



Beige | 2x2  
VTL WOBE MOS22N




Beige | Straight Stacked  
VTL WOBE MOS16SN



Gray | 2x2  
VTL WOGR MOS22N



Gray | Straight Stacked  
VTL WOGR MOS16SN




Brown | VTL WOBR



Black | VTL WOBL




Brown | 2x2  
VTL WOBR MOS22N



Brown | Straight Stacked  
VTL WOBR MOS16SN



Black | 2x2  
VTL WOBL MOS22N



Black | Straight Stacked  
VTL WOBL MOS16SN

SIZE FINISH

12" x 24" x 9mm Rectified

Matte

MOSAICS & TRIM FINISH

2" x 2" Mosaic

Matte

1" x 6" Straight Stacked Mosaic

Matte

3" x 24" Bullnose Rectified

Matte

## TECHNICAL INFORMATION



Made in Malaysia



Stock | Ready Ship



V1 Uniform Appearance



DCOF  $\geq 0.42$

## PERFORMANCE CHARACTERISTICS

Breaking Strength  $\geq 2600N$

Chemical Resistance N/A

DCOF  $\geq 0.42$

Deep Scratch Resistance N/A

Frost Resistance Resistant

Mohs Hardness N/A

Water Absorption N/A

Certifications N/A

## TILE APPLICATION

AREA WALL FLOOR

Residential • •

Commercial • •

Heavy Commercial •

Exterior

\*\* Not defined by ANSI Standards

\* Not all sizes/trims are available in all colors and finishes, scan QR code for product details.

## COMMON SEGMENTS

Corporate Healthcare

Retail Senior Living

## RECOMMENDED GROUT JOINT

Rectified 1/8"

Non-Rectified 3/16"



WOVEN | Beige 12x24



VITL

COMMERCIAL SURFACES